



OFFICE OF THE VILLAGE ADMINISTRATOR
VILLAGE OF BUCHANAN

Honorable Mayor Knickerbocker and Village Board:

I am presenting, for your consideration and review, the tentative fiscal year 2023-2024 operating budget. I am happy to report that this tentative budget reflects the lowest tax increase since the 2015-2016 fiscal year. This is even more important when you consider that the transfer from the Water Fund has been substantially reduced to the appropriate amount. This act removes the dependence of the General Fund from the Water Fund. This is a matter that I was concerned about since I started working for the Village. My goal was to remove this dependence. I was assured that my concern was valid by Standard and Poor's (S&P) during our rating call. The main reasons for the positive outlook for the 2023-24 fiscal year are due to controlling expenditures, reduction in certain benefits, increase in some revenues, the PILOT from Holtec and the Cessation Fund. Even though we will see a small increase if my tentative budget is adopted, we will have substantial issues starting in the 2026-27 fiscal year unless there is a new PILOT with Holtec as well as other decisions made to increase our tax base in a meaningful way.

This document will provide some background on my tentative budget as well as provide some forecasting of what we will be facing in the coming years. I pride myself on being open and providing the Board and public information, not just for the budget in question, but what the Village will be facing due to the closure of Indian Point. I am looking forward to our Public Hearing and meetings to review operating requests for the benefit of the taxpayers. The Final Budget for the 2023-2024 fiscal year must be officially adopted by the Board by May 1, 2023. This message will provide information describing the operating revenues and expenditures for the General and Water funds.

The Tentative increase in the tax rate for the 2023-2024 budget year is 1.91%. If adopted, the Village will meet the tax cap for the first time since this law was passed. In my opinion, it is a nice thing to say, but we have a fiduciary responsibility to provide the services to our residents and if we can meet the tax cap that would be okay, but due to the closure of Indian point, increases in expenditures and volatile revenues, we may not meet the cap for a few years again. The most important issue we will be facing is the decrease of both the PILOT from Holtec and the Cessation Mitigation Program.

I strive to provide as much information and detail as possible in my tentative budget. You will find detailed information in this document. In order to provide the Board and public further information, I will be providing a summary of results and analysis at the Village Board Work Shop on March 28, 2023 as well as the Public Hearing on April 4, 2023. This presentation will provide trends on revenues and expenditures as well as the future impacts from the reduction of the PILOT from Holtec and the Cessation Mitigation Program.



OFFICE OF THE VILLAGE ADMINISTRATOR
VILLAGE OF BUCHANAN

I have reviewed all line items to provide a financial plan that is sustainable. Please keep in mind that this document is a forecast with a number of assumptions. This is a working document that is flexible.

Our taxable value has increased slightly. In my professional opinion, the Village must increase its taxable value to lessen the financial impact on our residents. If not, we will see substantial increases in taxes within three years. We have seen another year with a decrease in the equalization rate. With this decrease, we may see certioraris and small claims that may reduce the taxable value. This would create additional pressure on the tax rate as well produce refunds. I will provide additional information regarding the taxable value later in this budget message.

This Tentative Budget is very close to be net zero, but due to the removal of the transfer from the Water Fund we needed a small increase. Even though this change in policy created a small increase, it also will help reduce the impact to our resident's water bills. I will provide additional details on this item later in my message. We must keep in mind that the Police contract expired May 31, 2021 and is still under negotiations. As such, the exact financial impact is unknown. The Teamster contract expires May 31, 2027.

As you will see there are anticipated increases in other revenues. We do see some positive budget items. I have projected decreases in NYS retirement contributions and Workers Compensation. Regarding medical insurance, I have projected that we will be at the same level.

As I have stated, the benefits listed above have always been my largest concerns. The good news is that these costs have either remained stable or decreased. My concern is that these categories can change overnight and we have to keep a close eye on what happens locally and at the Federal level. These items are beyond our control and they must to be funded.

ASSESSMENT ROLL

The taxable value in the Assessment Roll for the 2023-2024 budget year is \$ \$7,040,216, which represents a small increase of .41% versus last year's Assessment Roll of \$7,011,409. The main reason for the increase was due to building permits throughout the Village. This is an item that has to be monitored. Using the 2022-2023 Village Tax rate, the change in assessed value represents a \$18,047.30 increase in tax dollars. We may see additional grievances that may lower our tax base unless we see any new development.



OFFICE OF THE VILLAGE ADMINISTRATOR
VILLAGE OF BUCHANAN

EXPENDITURES

Expenditures decreased over the 2022-2023 Adopted Budget. This was mainly due to reduction in expenditures and employee liabilities. I carefully reviewed each line item with the Department Heads and staff, in an attempt toward keeping expenditures as low as possible for the 2023-2024 fiscal year, without negatively impacting Village services and day-to-day operations.

The following is a list of the General Fund expenditure items which have the largest impact on the tentative budget (greater than \$5,000). In addition, you will find some reclassification/addition of departments. I recommend these changes to some department categories to provide the Board and public more transparency.

Major changes to Expenditure Forecasts:

- Increase in Board of Trustees, Other expenditures of \$9,000.
 - Based on historical actual expenditures.
- Increase in Justice Court, Personnel Services of \$6,000.
 - To reflect increase in compensation for the Court Clerk.
- Increase in Auditor, Contract of \$6,000
 - To reflect increase in services.
- Increase Treasurer, Personnel Services of \$88,777.
 - To reflect increase in compensation for staff and hiring of new financial individual.
- Increase Treasurer, Other expenditures of \$15,000
 - Based on historical actual expenditures and maintenance of financial applications
- Increase in Clerk, Personnel Services of \$7,500
 - To reflect increase in compensation for Clerk staff.
- Increase in Law, Personnel Services of \$5,000.
 - To reflect increase in compensation for the Village Attorney.
- Increase in Law, Other Expenditures of \$5,000.
 - To reflect increase in Special Counsel.
- Increase in Engineering, Engineering Services of \$5,000.
 - To reflect increase in cost of Engineering services.
- Decrease in Engineering Consultant of \$10,000.
 - Based on historical actual expenditures.
- Decrease Public Buildings, Personnel Services of \$30,000.
 - To reflect reallocation to Part-time.
- Increase in Public Buildings, Part-time of \$31,000.
 - To reflect reallocation from Personnel Services.
- Decrease in Central Garage, Personnel Services of \$32,318.
 - To reflect the retirement of an employee and account for the new starting salary for this position



OFFICE OF THE VILLAGE ADMINISTRATOR
VILLAGE OF BUCHANAN

- Increase in Central Garage, Repairs of \$5,000.
 - To reflect possible increase due to repairs.
- Increase in Central Garage, Fuel of \$7,000.
 - Based on actual expenditures.
- Increase in Unallocated Insurance of \$12,000
 - Based on renewal of all policies
- Decrease in Contingency of \$85,000.
 - To reflect overall contingency and potential liabilities.
- Decrease in Police, Personnel Services of \$95,852.
 - To reflect actual staff.
- Decrease in Police, Lease of \$7,300.
 - To reflect ending of lease for Police vehicle.
- Increase in Fire Department, Other expenditures of \$25,414.
 - To reflect overall request from the Fire Department.
- Decrease in Fire Department, Service Award program.
 - Based on actual expenditures.
- Decrease in Fire Department, Reserve fund of \$50,000
 - To reflect reallocation to Transfers out.
- Increase in Safety Inspection, Personnel Services of \$9,337.
 - To reflect increase in compensation for the staff.
- Increase in Safety Inspection, Part-time of \$14,000
 - To reflect part-time staff to assist with office work, including responding to calls, emails, organizing files, scanning and digitizing all related materials.
- Increase in Street Administration, Personnel Services of \$5,759.
 - To reflect increase in compensation for the staff.
- Decrease in Street Maintenance, Personnel Services of \$58,526.
 - To reflect actual staff.
- Decrease in Street lighting, Other expenditures of \$5,000.
 - Based on actual expenditures due to conversion to LED.
- Increase in Pool, Personnel Services of \$5,000.
 - To reflect increase in compensation for the staff.
- Increase in Summer Camp, Personnel Services of \$10,000.
 - To reflect increase in compensation for the staff.
- Increase in Summer Camp, Camp Supplies of \$5,000.
 - Based on estimated cost to run summer camp programs.
- Decrease in Planning Board, Other expenditures of \$12,400.
 - Based on actual expenditures.
- Increase in Sewer treatment and disposal, Personnel Services of \$3,885.
 - To reflect increase in compensation for the staff.



OFFICE OF THE VILLAGE ADMINISTRATOR
VILLAGE OF BUCHANAN

- Increase in Sewer treatment and disposal, Overtime of \$5,000
 - Based on historical actual expenditures.
- Increase in Sewer treatment and disposal, Supplies of \$5,000
 - Based on historical actual expenditures and increase in cost of chemicals.
- Decrease in Sewer treatment and disposal, Sludge removal of \$10,000
 - Based on historical actual expenditures and improvements in processing.
- Increase in Sewer treatment and disposal, Repairs of \$5,000.
 - Based on historical actual expenditures.
- Increase in Storm Water (Storm Water), Consultants of \$10,000
 - Based on historical actual expenditures.
- Decrease in Storm Water (Storm Water), Repairs of \$5,000
 - Based on historical actual expenditures.
- Decrease in NYS Retirement, employees of \$78,420.
 - Based on rates provided by the State and Personnel estimated costs.
- Decrease in NYS Retirement, police of \$33,450.
 - Based on rates provided by the State and Personnel estimated costs.
- Decrease in Workers Compensation insurance of \$20,000
 - Based on premium renewal.
- Increase in Dental Insurance of \$6,650.
 - Based on premium renewal.
- Increase Bond Principal of \$16,000
 - To reflect actual expenditures.
- Increase in Bond Anticipation Note (BAN) Interest of \$5,000
 - To reflect actual expenditures.



OFFICE OF THE VILLAGE ADMINISTRATOR
VILLAGE OF BUCHANAN

Summary Comparison of Expenditures by Category

Governmental Function of the Proposed Appropriation Increases	Adopted 2022-2023	Tentative 2023-24	Increase/Decrease
General Government Support	1,802,931	1,856,273	53,342
Public Safety	1,604,352	1,506,818	(97,534)
Health	2,500	2,500	-0-
Transportation	591,761	535,669	(56,092)
Economic Assistance	3,000	3,000	-0-
Culture & Recreation	394,131	429,100	34,969
Home and Community Services	1,078,336	1,089,921	11,584
Employee Benefits	2,088,979	1,971,202	(117,776)
Debt Service Payments	226,420	245,000	18,580
Transfers	300,000	350,000	50,000
Total	8,092,410	7,989,482	(102,928)

REVENUES

Property taxes account for 55% of all Village revenues. The tentative budget has an increase in property taxes of 1.91% from last year. This rise is due to the removal of the subsidy from the Water Fund. Income from sales tax provides another 5.25%, while departmental income accounts for 8.13%, and mortgage tax account for .7%. We continue and will continue to be impacted by the closure of Indian Point. Even though the Village and Holtec reached an agreement on a PILOT, it decreases every year and terminates at the end of the 2025-26 fiscal year. A source of funds has been provided by the State called Cessation Mitigation Fund but it also decreases every year and it terminates at the end of the 2027-28 fiscal year. I will provide additional information later in my message regarding the reduction of these resources, as well as a proposal for the Board's consideration to spread out the impact over time. This is my attempt to level off the tax increases over a few years in preparation of the projected loss in revenue. My projections were made considering both the current economic environment and actual historical amounts received during prior budgets. Based on this review, I have provided some recommendations for certain revenue accounts as explained later in this message.

As stated in my budget messages for the last three years, I hope that we may have a discussion of the Board to consider a Fund Balance policy. I am happy to report that the discussion on this policy has begun. I hope that the Board will consider its adoption. The reason we should have such a policy is to place the Village in better financial condition. One important reason for this is the rating agencies look upon this favorably for debt rating, which as you will be informed, did assist the Village in financing our projects. If my tentative budget is adopted, it will end our



OFFICE OF THE VILLAGE ADMINISTRATOR
VILLAGE OF BUCHANAN

dependence on the Water Fund for operations. This has been my goal since I started working for the Village. This was also brought up as a concern from Standard and Poor's (S&P).

This budget and the next two consecutive fiscal years may see level budgets unless there are uncontrolled increases in benefits. Currently, the major concern is the reduction of the PILOT from Holtec and the Cessation fund. I have mentioned in my prior Budget message, and we have discussed, we will be facing substantial increase in taxes for the foreseeable future due to the loss of revenue from the closure of Indian Point. This is something the Board will have to deliberate. I will provide an option to deal with this issue later in my budget message. As stated above, we will see a few years of modest increases but unless there is an extension of the PILOT or long term agreement we will face substantial increases.

The following is a list of the General Fund revenue items which have the largest impact on the tentative budget (greater than \$5,000). Please see a summary of my recommendations with respect to revenues below.

Major changes to Revenue Forecasts:

- Decrease in PILOT of \$100,000
 - This is based on the agreement with Holtec which will continue reducing each year.
- Increase Sales Tax of \$20,000
 - Based on historical actual expenditures.
- Increase in Gross Receipts Tax of \$5,000.
 - Based on historical actual revenue.
- Increase in payment from Holtec.
 - This is based on the agreement with Holtec which will increase in the 2024-25 fiscal year, reduce in the 2025-26 fiscal year and end.
- Decrease in Recreation fees-Day camp of \$25,000
 - Based on historical actual revenue.
- Increase in Sewer service change flow of \$50,000
 - Based on historical actual revenue.
- Increase in Interest Earnings of \$15,000
 - Based on historical actual revenue and additional investment opportunities.
- Increase in Building Permits of \$10,000.
 - Based on more efficient operations.
- Increase in Mortgage Tax of \$10,000.
 - Based on historical actual revenue.
- Decrease in Cessation grant \$96,472
 - This is based the estimated grant being approved and funds availability.
- Decrease in transfer from Water of \$400,000
 - To remove dependencies from Water Fund.



OFFICE OF THE VILLAGE ADMINISTRATOR
VILLAGE OF BUCHANAN

Summary Comparison of Revenues by Category

Governmental Function of the Proposed Revenue Increases	Adopted 2022-2023	Tentative 2023-2024	Increase/Decrease
Other Property Tax Items	1,210,000	1,110,000	(100,000)
Non-Property Tax Items	507,000	535,000	28,000
Departmental Income	323,800	648,800	326,220
Intergovernmental Charges	20,000	20,000	-0-
Use of Money and Property	10,000	25,000	15,000
Sale of Licenses and Permits	23,250	33,250	10,000
Fines and Forfeitures	23,000	25,000	2,000
Sale of Prop./Compensation for Loss	10,000	10,000	-0-
Miscellaneous	10,000	12,000	2,000
Interfund Charges	0	0	-0-
State Aid, Cessation grant	1,145,302	1,058,830	(86,472)
Federal Aid	0	0	-0-
Transfers In	500,000	100,000	(400,000)
Appropriated Fund Balance	0	0	-0-
Real Property Taxes	4,310,057	4,410,602	100,545
Total	8,092,409	7,989,482	(102,927)

Overall, we had an decrease in appropriations of \$102,928 and a reduction in revenues of \$203,472. This decrease in expenditures and reduction in revenues is offset by an increase in real property taxes of \$100,545. Summaries and comparisons of revenues by category can be found in this budget document.

TAX RATE

Overall, appropriations in the General Fund have decreased by \$102,928 or 1.27%, primarily due to the decreases mentioned above. The budget that I am presenting for the Village Board consideration is a total property tax levy of \$4,410,602. The proposed tax rate for the 2023-2024 fiscal year is \$626.49, per \$1,000 of assessed valuation, or a 1.91% increase over last year. For example, a home assessed at the average assessment of \$4,393, with a market value of \$443,737, would pay an additional **\$51.69** for the year or **\$4.31** per month.



OFFICE OF THE VILLAGE ADMINISTRATOR
VILLAGE OF BUCHANAN

TAX CAP

As you are aware, the State passed what they call a “Tax Cap” nine years ago. This is really a Tax Levy Cap. The Tax Cap rate is calculated by computing the difference between the prior year’s tax levy against the new tax levy. The cap is set at 2% or at the Consumer Price Index (CPI), whichever is lower. The State has determined that the cap for this budget year is 2.00%. The State determined that in this calculation you may exempt certain expenditures, allowable increases in growth and a carry over. The loss of revenue from Indian Point is not an allowable exemption under the law. Based on this tentative budget, we would meet the cap for this year. But due to the substantial loss revenue from the PILOT and Cessation I recommend that the Board consider increasing taxes to level off the impact. Please see below for additional information.

FINANCIAL PLAN

This Tentative Budget is presented as a starting point for informed policy making decisions. I have detailed some of the major items in this Tentative 2023-2024 Budget, including some assumptions for your consideration:

Potential Risks and/or Changes to Future Expenditures and Revenues:

- The Union contract with our Police employees expired in May of 2021. We are still in negotiations. I hope that we reach an agreement soon so we may determine the effect to our residents’ taxes.
- The Union contract with our Teamster employees are in affect and will expire in May of 2027. All impacts to the taxes have been incorporated into this tentative budget.
- Nine years ago, the New York State Retirement system modified the system by creating new tiers. This has provided for a stabilization or minimal increase in the retirement rates. The State predicted this in their review of the retirement rates. The State works on a five-year lag; therefore, they were able to provide good assumptions for the proposed new retirement rates. As stated above, the State created a new tier for new employees in 2012. This new tier requires contributions from the employees for a much longer term, longer terms of service, and limits the amount of overtime that may be included for the calculation of the retirement benefit. This has proven to create much lower retirement rate contributions for all municipalities. This is a very good indicator that the retirement rates should be stable for some time. In fact, we have already seen a reduction in the contribution rate based on the changes the State has put in place. The State has approved a totally different retirement plan. This plan is based on a defined contribution plan versus the



OFFICE OF THE VILLAGE ADMINISTRATOR
VILLAGE OF BUCHANAN

current defined benefit plan. The issue with this new plan is that it is an option, offered to only non-union employees and income must be above \$75,000. If the State determines to make this a mandatory plan to all new employees, there could be substantial savings. We have yet to see anyone choose this option. Even though there were positive indicators in the past and anticipated lower rates for this year, as stated above there is a five-year lag and the full impacts due to the pandemic will not be felt for a year or more. Due to the items mentioned above we did see a stabilization of contributions but it seems that this leveling off of contributions will not continue.

- This year's tax roll had a small increase after two consecutive years of decreases in our taxable value. I am concerned that we see our taxable value will decrease. When you add the reduction of the equalization rate this could create the potential for SCARs and tax certioraris. We have to keep a close eye on this item in the coming years. I do not believe that we will see other revenues increasing, coupled with the potential increasing expenditures, infrastructure requirements, we have to discuss other potential options to offset these increases and reduction. I would like to work with the Board to determine if there are other avenues for increasing revenues to offset the increase in expenditures, level revenues and the potential decrease in taxable value.

PILOT and Cessation Mitigation Fund

- I believe that the most important issue that we will be facing is the PILOT with Holtec and the Cessation Fund. The Village and Holtec reached an agreement last year. The agreement is for four years. With this tentative budget, we will be in the second year of the agreement. The Cessation Mitigation Fund is a seven-year program. With this tentative budget it will be in the third year of the program. The issue I see is the termination of the PILOT. Under the agreement the four year is an option. This creates more uncertainty. My concern is that we will be facing substantial increases in taxes beginning in the 2026-27 fiscal year. Without a new agreement, I highly recommend that the Board consider increasing taxes in preparation of the loss. I would like to be proactive and transparent on this issue. Based on my calculations, the Board will have to consider increasing taxes starting in this tentative budget by 6 percent. This increase would have to be added to every fiscal year until the 2030-31 fiscal year. This is due to the overall loss of the PILOT and reduction of Cessation Fund starting in the 2026-27 fiscal year.
 - 2026-27 fiscal year, loss of \$1,116,472.
 - 2027-28 fiscal year, loss of \$276,472.
 - 2028-29 fiscal year, loss of \$552,943.

I have also attached a chart to reflect the impact of this issue. See Schedule A.



OFFICE OF THE VILLAGE ADMINISTRATOR
VILLAGE OF BUCHANAN

Capital Projects

- I would like to plan a meeting with the Board and all departments heads to review and discuss the five-year capital program. The Board will have to determine the priority and how we may fund the programs.

Water Fund

- The Water Fund is a self-sustaining fund. It raises its own revenue to cover its expenses. As we have discussed, the Water Fund has been subsidizing the General Fund for many years. My tentative budget ends this subsidy. The major expense in this fund is the purchase of water from Montrose and the City of Peekskill. Indian Point was the largest user of water. As has been discussed, there were two meters at the plant that were not working for many years. The Village informed Entergy (the formal operator of the plant) of this issue but they did not attempt to repair or replace the meters. In order to bring attention to the matter the Village increased the estimate of their water usage. When Holtec took control of the plant they became concerned of the large water bill. They finally replace the meters. Once they did we witnessed a substantial reduction in their water bill. It became clear that Entergy was subsidizing the water bills for the entire Village. This created a concern on how we will meet our expenditure. This is why I recommended the Village increase the water rates last year. As I have stated multiple times, now that we have actual readings and are able to compare to our purchase of water we can now determine what the water rates should be for this tentative budget. In my review I also realized that we should change the billing cycle for everyone from biannually and monthly to quarterly. This change in process will provide a benefit to our residents. In addition to changing the billing cycle and having the actual usage, I am recommending two rate structures: One for the majority of users and one for the industrial. Please see the proposed table below:

	Current Rates	Proposed Rates (per 100 cf)	
Rate Table	Residential & Commercial	Residential Cost	Commercial Cost
1st 1,000 cf (min. charge)	\$55.00	\$27.50	\$55.00
Next 14,000 (per 100 cf)	\$9.00	\$8.00	\$9.25
Next 10,000 (per 100 cf)	\$11.90	\$11.90	\$12.25
Over 25,000 (per 100 cf)	\$13.78	\$13.78	\$14.15



OFFICE OF THE VILLAGE ADMINISTRATOR
VILLAGE OF BUCHANAN

Debt Service Fund:

- This fund is used to account for the payment of interest and principal on all debt service.

In summary, I am providing a Tentative Budget that reflects the current requirements of the Village. As mentioned I have provided recommendations on how we may plan for the loss of the PILOT with Holtec and the Cessation Fund. This is an important aspect for the Village Board to consider. Even though my tentative budget reflects a modest increase there is a major loss of revenue that has to be kept in mind and planned for. Unless there is a new PILOT and/or the 60 acres are released and developed, we will be facing a major financial issue in a few years. I have also recommended a change to the water billing cycle, two rate structures and a reduction to one and an increase to the other. The Village Board will have to make some difficult decisions again to determine how they will like to handle the PILOT loss.

In closing, I would like to thank Cindy, Sharon, all Department Heads and Village staff, not only for their hard work and dedication on a daily basis, but for their contributions in assisting me during the budget process. We continue to have difficult years and will continue to face financial difficulty for years to come.

It has been a pleasure working with Cindy and Sharon in the office. They go above and beyond and are always willing and able to help in any way. I am very proud and honored to work with a staff that cares so much about the Village.

I also want to thank all of the dedicated employees who are willing to do whatever it takes to make the Village a wonderful place to live and work. I also want to thank the Boards and volunteer groups with which I have the pleasure of working with and the residents that I have the pleasure of serving.

Last, but not least, I would also like to extend a special thank you to the Village Board for providing me with the opportunity and honor to work for the Village.

Respectfully submitted,

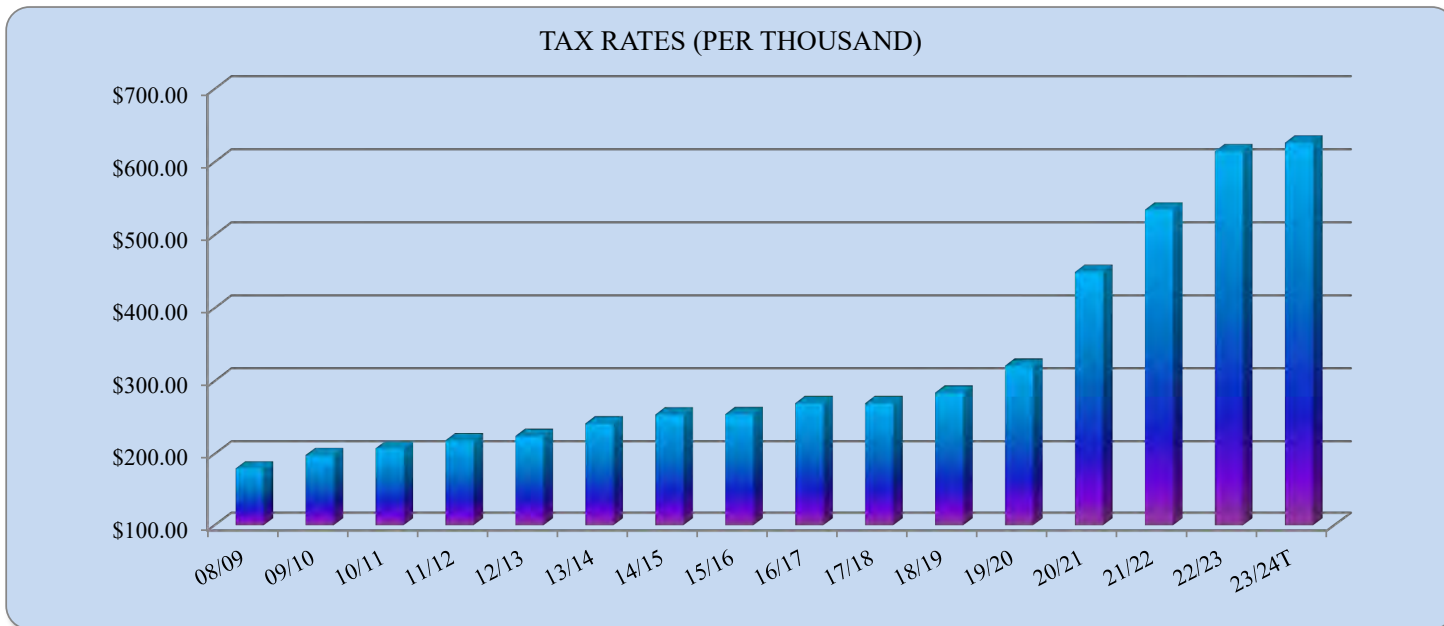
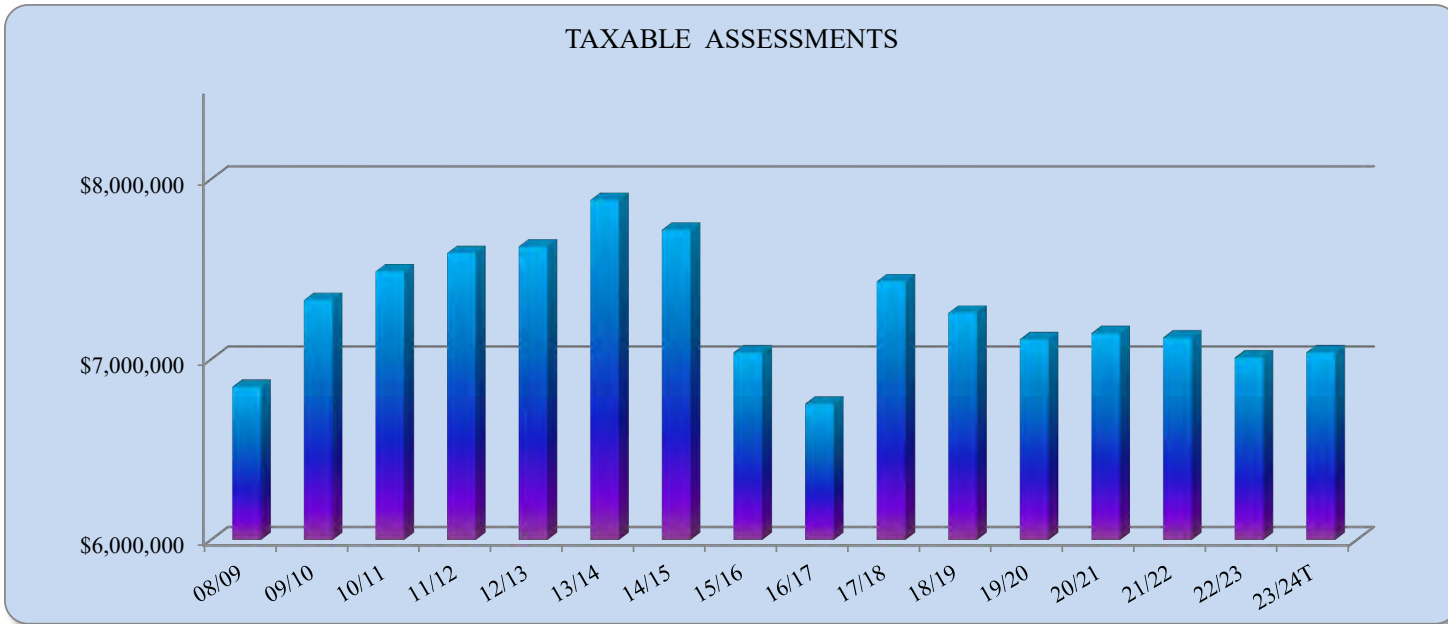
Marcus Serrano
Village Administrator
March 28, 2023

SUMMARY OF BUDGET - OPERATING FUNDS

	GENERAL FUND	WATER FUND	TOTAL
APPROPRIATIONS	\$7,639,482	\$1,429,051	\$9,068,534
TRANSFERS OUT	\$350,000	\$100,000	\$450,000
TOTAL APPROPRIATIONS	\$7,989,482	\$1,529,051	\$9,518,534
ESTIMATED REVENUES	\$3,578,880	\$25,000	\$3,603,880
APPROPRIATED FUND BALANCE	\$0	\$0	\$0
TOTAL ESTIMATED REVENUE AND OTHER SOURCES	\$3,578,880	\$25,000	\$3,603,880
REAL PROPERTY TAX LEVY & METERED WATER SALES	\$4,410,602	\$1,504,051	\$5,914,654

TOTAL TAXABLE ASSESSMENT 2022/2023	\$7,011,409
2022/2023 Tax Levy	\$4,310,057
2022/2023 Tax Rate	\$614.72
2022/2023 Tax percentage increase	14.95%
TOTAL TAXABLE ASSESSMENT 2023/2024	
2023/2024 Tentative Tax Levy	\$4,410,602
Tax Levy Increase	\$100,545
2023/2024 Tentative Tax Rate	\$626.49
2023/2024 Tentative Tax Rate Increase	\$11.77
2023/2024 Tentative Tax percentage increase	1.91%
Average Tax increase	\$51.69
Average Tax increase per month	\$4.31

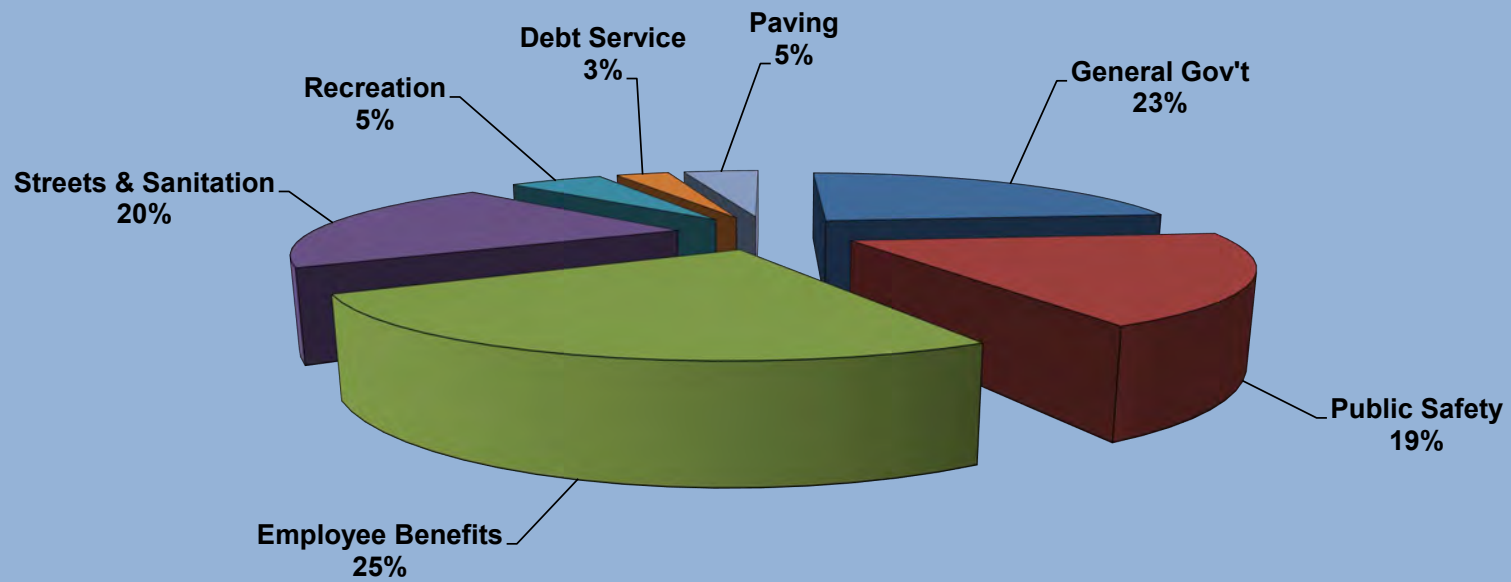
SCHEDULE OF TAXABLE VALUATIONS AND TAX RATES



	Actual 2019/2020	Actual 2020/2021	Actual 2021/2022	Adopted Budget 2022/2023	Budget as Amended 2022/2023	Actual Expended thru 3/21/2023	Department Requests 2023/2024	Tentative Budget 2023/2024	Adopted Budget 2023/2024
SUMMARY OF EXPENDITURES AND TRANSFERS									
GENERAL FUND									
GENERAL GOVT. SUPPORT	929,971	1,094,712	1,513,732	1,802,931	1,802,931	749,356	1,860,273	1,860,273	1,860,273
PUBLIC SAFETY	1,165,167	1,435,616	1,438,642	1,604,352	1,573,662	1,237,539	1,506,818	1,506,818	1,506,818
HEALTH	0	2,500	0	2,500	2,500	0	2,500	2,500	2,500
TRANSPORTATION	534,608	485,325	718,409	591,761	600,927	663,077	535,669	535,669	535,669
ECONOMIC ASSISTANCE	0	2,850	2,850	3,000	3,000	1,900	3,000	3,000	3,000
CULTURE AND RECREATION	281,489	122,930	372,545	394,131	402,080	389,970	429,100	429,100	429,100
HOME AND COMMUNITY SVCS.	628,241	834,942	843,013	1,078,337	1,100,281	778,501	1,089,921	1,089,921	1,089,921
EMPLOYEE BENEFITS	1,708,736	1,644,123	1,685,167	2,088,978	2,088,978	1,585,959	1,967,202	1,967,202	1,967,202
DEBT SERVICE	81,544	191,654	152,483	226,420	226,420	80,925	245,000	245,000	245,000
SUB-TOTAL EXPENDITURES	5,329,756	5,814,652	6,726,841	7,792,410	7,800,779	5,487,226	7,639,482	7,639,482	7,639,482
INTERFUND TRANSFERS									
RESERVE FUND	55,000	135,000	0	0	0	0	0	0	0
CAPITAL FUND	419,564	693,696	1,104,784	300,000	350,000	0	350,000	350,000	350,000
TOTAL TRANSFERS	474,564	828,696	1,104,784	300,000	350,000	0	350,000	350,000	350,000
TOTAL GENERAL FUND EXPENDITURES	5,804,320	6,643,348	7,831,625	8,092,410	8,150,779	5,487,226	7,989,482	7,989,482	7,989,482
WATER FUND									
HOME AND COMMUNITY SVCS.	2,985,801	2,984,715	2,602,183	3,288,184	3,289,675	1,076,415	1,361,541	1,361,541	1,361,541
EMPLOYEE BENEFITS	33,604	31,250	74,488	67,954	67,954	5,522	67,510	67,510	67,510
DEBT SERVICE	0	0	0	0	0	0	0	0	0
SUB-TOTAL EXPENDITURES	3,019,405	3,015,965	2,676,671	3,356,138	3,357,629	1,081,937	1,429,051	1,429,051	1,429,051
INTERFUND TRANSFERS									
GENERAL FUND	50,000	0	0	500,000	500,000	0	100,000	100,000	100,000
TOTAL WATER FUND EXPENDITURES	3,069,405	3,015,965	2,676,671	3,856,138	3,857,629	1,081,937	1,529,051	1,529,051	1,529,051
TOTAL DEBT FUND EXPENDITURES	81,544	203,521	157,895	227,420	227,420	81,425	245,000	245,000	245,000

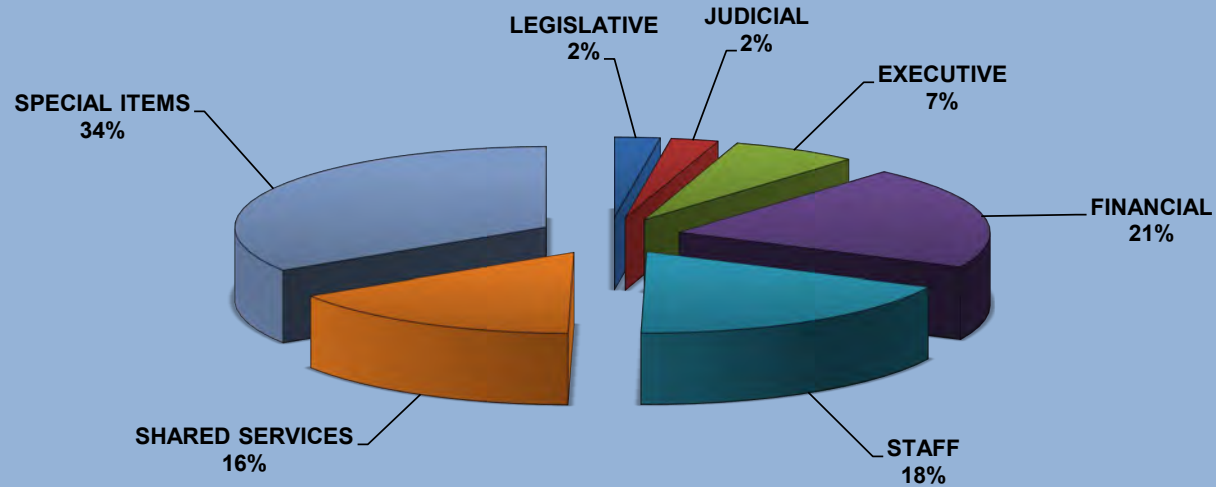
	Actual 2019/2020	Actual 2020/2021	Actual 2021/2022	Adopted Budget 2022/2023	Budget as Amended 2022/2023	Actual Received thru 3/21/2023	Department Requests 2023/2024	Tentative Budget 2023/2024	Adopted Budget 2023/2024
SUMMARY OF REVENUES AND OTHER SOURCES									
GENERAL FUND									
REAL PROPERTY TAX	2,337,567	3,205,612	3,763,358	4,310,057	4,310,057	4,310,053	4,410,602	4,410,602	4,410,602
OTHER PROPERTY TAX ITEMS	2,775,351	2,499,460	1,800,615	1,210,000	1,210,000	1,208,790	1,110,000	1,110,000	1,110,000
NON PROPERTY TAX ITEMS	539,176	662,539	674,619	507,000	507,000	592,144	535,000	535,000	535,000
DEPARTMENTAL INCOME	591,007	575,480	383,062	323,800	323,800	360,701	649,800	649,800	649,800
INTERGOVERNMENTAL CHARGES	10,000	11,366	9,403	20,000	20,000	18,576	20,000	20,000	20,000
USE OF MONEY AND PROPERTY	20,842	18,697	10,701	10,000	10,000	81,914	25,000	25,000	25,000
SALE OF LICENSES AND PERMITS	12,838	40,458	136,496	23,250	23,250	69,293	33,250	33,250	33,250
FINES AND FORFEITURES	31,584	8,229	58,207	23,000	23,000	83,962	25,000	25,000	25,000
COMPENSATION FOR LOSSES	32,249	19,617	92,972	10,000	10,000	21,887	10,000	10,000	10,000
MISCELLANEOUS	15,378	21,150	139,980	10,000	10,000	6,937	12,000	12,000	12,000
STATE AID	173,215	84,856	1,170,791	1,145,302	1,145,302	1,667,524	1,058,830	1,058,830	1,058,830
FEDERAL AID	0	0	0	0	0	0	0	0	0
TRANSFERS IN	50,000	0	0	500,000	500,000	0	100,000	100,000	100,000
GENERAL FUND REVENUES	6,589,207	7,147,464	8,240,205	8,092,409	8,092,409	8,421,781	7,989,482	7,989,482	7,989,482
APPROPRIATED FUND BALANCE	0	0	0	0	0	0	0	0	0
TOTAL GENERAL FUND REVENUE	6,589,207	7,147,464	8,240,205	8,092,409	8,092,409	8,421,781	7,989,482	7,989,482	7,989,482
WATER FUND									
DEPARTMENTAL INCOME	3,288,094	3,297,409	2,657,880	3,854,138	3,854,138	2,007,271	1,527,051	1,527,051	1,527,051
USE OF MONEY AND PROPERTY	452	174	60	2,000	2,000	18,532	2,000	2,000	2,000
MISCELLANEOUS	615	2,693	2,202	0	0	13,466	0	0	0
WATER FUND REVENUE	3,288,546	3,300,276	2,660,142	3,856,138	3,856,138	2,039,269	1,529,051	1,529,051	1,529,051
APPROPRIATED FUND BALANCE	0	0	0	0	0	0	0	0	0
TOTAL WATER FUND REVENUE	3,288,546	3,300,276	2,660,142	3,856,138	3,856,138	2,039,269	1,529,051	1,529,051	1,529,051
DEBT SERVICE FUND									
INTERFUND TRANSFERS	81,544	203,521	157,895	227,420	227,420	81,425	245,000	245,000	245,000
APPROPRIATED FUND BALANCE	0	0	0	0	0	0	0	0	0
TOTAL DEBT SERVICE FUND	81,544	203,521	157,895	227,420	227,420	81,425	245,000	245,000	245,000

2023/2024 DISTRIBUTION OF EXPENDITURES



	Actual 2019/2020	Actual 2020/2021	Actual 2021/2022	Adopted Budget 2022/2023	Budget as Amended 2022/2023	Actual Expended thru 3/21/2023	Department Requests 2023/2024	Tentative Budget 2023/2024	Adopted Budget 2023/2024
SUMMARY OF EXPENDITURES									
GENERAL GOVERNMENT SUPPORT									
LEGISLATIVE	38,031	102,370	41,971	35,000	35,000	41,059	44,000	44,000	44,000
JUDICIAL	43,553	40,405	38,619	39,925	39,925	31,373	45,925	45,925	45,925
EXECUTIVE	93,923	110,043	112,137	119,500	119,500	98,534	122,683	122,683	122,683
FINANCIAL	266,573	234,283	256,325	269,088	269,088	190,225	384,665	384,665	384,665
STAFF	290,932	348,407	385,153	324,000	324,000	233,672	338,500	338,500	338,500
SHARED SERVICES	189,091	248,712	390,196	309,918	309,918	119,708	291,500	291,500	291,500
SPECIAL ITEMS	7,868	10,492	289,331	705,500	705,500	34,784	633,000	633,000	633,000
TOTAL GEN. GOVT. SUPPORT	929,971	1,094,712	1,513,732	1,802,931	1,802,931	749,356	1,860,273	1,860,273	1,860,273

2023/2024 General Government Support



EXPENDITURES	Actual 2019/2020	Actual 2020/2021	Actual 2021/2022	Adopted Budget 2022/2023	Budget as Amended 2022/2023	Actual Expended thru 3/21/2023	Department Requests 2023/2024	Tentative Budget 2023/2024	Adopted Budget 2023/2024
GENERAL GOVERNMENT SUPPORT									
LEGISLATIVE									
BOARD OF TRUSTEES									
A1010.100 Personnel Services	24,000	24,000	24,000	24,000	24,000	18,000	24,000	24,000	24,000
A1010.102 Part time	5,500	0	0	0	0	0	0	0	0
A1010.200 Equipment	0	0	0	0	0	0	0	0	0
A1010.400 Contractual Exp.	8,531	78,370	17,971	11,000	11,000	23,059	20,000	20,000	20,000
TOTAL LEGISLATIVE	38,031	102,370	41,971	35,000	35,000	41,059	44,000	44,000	44,000
Contr. Exp. Detail									
.411 Office Supplies	0	0	0	0	0	0	0	0	0
.440 Legal Adv.	0	0	0	0	0	0	0	0	0
.457 Consultants	0	0	0	0	0	0	0	0	0
.460 Other expenditures	8,531	78,370	17,971	11,000	11,000	23,059	20,000	20,000	20,000
Total	8,531	78,370	17,971	11,000	11,000	23,059	20,000	20,000	20,000
JUDICIAL									
JUSTICE COURT									
A1110.100 Personnel Services	31,521	30,125	29,334	30,925	30,925	23,594	36,925	36,925	36,925
A1110.200 Equipment	0	0	0	0	0	0	0	0	0
A1110.400 Contractual Exp.	12,032	10,280	9,285	9,000	9,000	7,779	9,000	9,000	9,000
TOTAL JUDICIAL	43,553	40,405	38,619	39,925	39,925	31,373	45,925	45,925	45,925
Contr. Exp. Detail									
.410 Insurance	2,874	2,610	0	0	0	0	0	0	0
.442 Bldg. Maint	0	0	0	0	0	0	0	0	0
.451 Maint Contracts	0	0	0	0	0	0	0	0	0
.456 Steno/Interpreter	0	0	0	0	0	0	0	0	0
.460 Other expenditures	7,496	6,247	8,259	9,000	9,000	7,598	9,000	9,000	9,000
.465 Computer Svcs.	0	0	0	0	0	0	0	0	0
.490 Telephone	1,662	1,423	1,026	0	0	182	0	0	0
Total	12,032	10,280	9,285	9,000	9,000	7,779	9,000	9,000	9,000

	Actual 2019/2020	Actual 2020/2021	Actual 2021/2022	Adopted Budget 2022/2023	Budget as Amended 2022/2023	Actual Expended thru 3/21/2023	Department Requests 2023/2024	Tentative Budget 2023/2024	Adopted Budget 2023/2024
EXECUTIVE									
MAYOR									
A1210.100 Personnel Services	7,500	7,500	7,500	7,500	7,500	5,625	7,500	7,500	7,500
A1210.200 Equipment	0	0	0	0	0	0	0	0	0
A1210.400 Contractual Exp.	4,244	392	209	600	600	560	600	600	600
TOTAL MAYOR	11,744	7,892	7,709	8,100	8,100	6,185	8,100	8,100	8,100
Contr. Exp. Detail									
.460 Other expenditures	4,244	392	209	600	600	560	600	600	600
Total	4,244	392	209	600	600	560	600	600	600
ADMINISTRATOR									
A1230.100 Personnel Services	82,179	101,519	103,283	106,100	106,100	91,726	109,283	109,283	109,283
A1230.109 Retro pay	0	0	0	0	0	0	0	0	0
A1230.200 Equipment	0	0	0	0	0	0	0	0	0
A1230.400 Contractual Exp.	0	632	1,145	5,300	5,300	623	5,300	5,300	5,300
TOTAL ADMINISTRATOR	82,179	102,151	104,428	111,400	111,400	92,349	114,583	114,583	114,583
Contr. Exp. Detail									
.411 Office Supplies	0	632	76	300	300	0	300	300	300
.441 Veh. Maint.	0	0	0	0	0	0	0	0	0
.443 Veh. Lease	0	0	0	0	0	0	0	0	0
.457 Consultants	0	0	0	0	0	0	0	0	0
.461 Pro. Dev.	0	0	1,069	5,000	5,000	623	5,000	5,000	5,000
Total	0	632	1,145	5,300	5,300	623	5,300	5,300	5,300
TOTAL EXECUTIVE	93,923	110,043	112,137	119,500	119,500	98,534	122,683	122,683	122,683

	Actual 2019/2020	Actual 2020/2021	Actual 2021/2022	Adopted Budget 2022/2023	Budget as Amended 2022/2023	Actual Expended thru 3/21/2023	Department Requests 2023/2024	Tentative Budget 2023/2024	Adopted Budget 2023/2024
FINANCIAL									
AUDITOR									
A1320.100 Personnel Services	0	0	0	0	0	0	0	0	0
A1320.200 Equipment	0	0	0	0	0	0	0	0	0
A1320.400 Contractual Exp.	36,650	35,240	40,830	42,000	42,000	29,025	48,000	48,000	48,000
TOTAL AUDITOR	36,650	35,240	40,830	42,000	42,000	29,025	48,000	48,000	48,000
Contr. Exp. Detail									
.460 Contract	36,650	35,240	40,830	42,000	42,000	29,025	48,000	48,000	48,000
Total	36,650	35,240	40,830	42,000	42,000	29,025	48,000	48,000	48,000
TREASURER									
A1325.100 Personnel Services	104,611	98,431	105,360	107,388	107,388	90,946	200,165	200,165	200,165
A1325.101 Overtime	0	0	0	0	0	0	0	0	0
A1325.102 Part time	0	0	6,549	15,000	15,000	13,900	15,000	15,000	15,000
A1325.104 Longevity	1,700	1,700	1,700	1,700	1,700	1,700	2,000	2,000	2,000
A1325.106 Unused sick-time	48,433	0	0	0	0	0	0	0	0
A1325.200 Equipment	1,008	0	0	10,000	10,000	0	10,000	10,000	10,000
A1325.400 Contractual Exp.	73,259	97,606	101,472	91,000	91,000	53,557	105,500	105,500	105,500
TOTAL CLERK/TREASURER	229,011	197,737	215,081	225,088	225,088	160,103	332,665	332,665	332,665
Contr. Exp. Detail									
.410 Insurance	9,588	10,365	14,000	0	0	0	0	0	0
.440 Supplies	2,752	3,341	3,256	4,000	4,000	2,261	4,000	4,000	4,000
.460 Other Expenditures	29,670	45,835	59,312	45,000	45,000	35,427	60,000	60,000	60,000
.466 Computer Expenditures	25,262	35,927	23,185	41,000	41,000	14,468	40,000	40,000	40,000
.476 Emp. Screening	1,106	0	693	1,000	1,000	1,220	1,500	1,500	1,500
.490 Telephone	4,881	2,138	1,026	0	0	182	0	0	0
Total	73,259	97,606	101,472	91,000	91,000	53,557	105,500	105,500	105,500

	Actual 2019/2020	Actual 2020/2021	Actual 2021/2022	Adopted Budget 2022/2023	Budget as Amended 2022/2023	Actual Expended thru 3/21/2023	Department Requests 2023/2024	Tentative Budget 2023/2024	Adopted Budget 2023/2024
Assessment									
A1355.460 Other Expenditures	912	1,306	414	2,000	2,000	1,097	4,000	4,000	4,000
TOTAL ASSESSMENT	912	1,306	414	2,000	2,000	1,097	4,000	4,000	4000
TOTAL FINANCIAL	266,573	234,283	256,325	269,088	269,088	190,225	384,665	384,665	384,665
STAFF									
CLERK									
A1410.100 Personnel Services	149	19,870	21,372	19,000	19,000	18,146	26,500	26,500	26,500
A1410.200 Equipment	0	0	0	0	0	0	0	0	0
A1410.400 Contractual Exp.	0	0	1,513	2,000	2,000	1,347	3,000	3,000	3,000
TOTAL CLERK	149	19,870	22,884	21,000	21,000	19,493	29,500	29,500	29,500
Contr. Exp. Detail									
.411 Office Supplies	0	0	0	500	500	0	500	500	500
.451 Maint. Contract	0	0	0	0	0	0	0	0	0
.460 Postage	0	0	0	0	0	0	0	0	0
.461 Pro. Dev.	0	0	1,513	1,500	1,500	1,347	2,500	2,500	2,500
Total	0	0	1,513	2,000	2,000	1,347	3,000	3,000	3,000
LAW									
A1420.100 Personnel Services	68,575	80,000	80,000	95,000	95,000	63,750	100,000	100,000	100,000
A1420.400 Contractual Exp.	52,568	97,618	58,147	55,000	55,000	77,583	60,000	60,000	60,000
TOTAL LAW	121,143	177,618	138,147	150,000	150,000	141,333	160,000	160,000	160,000
Contr. Exp. Detail									
.460 Other Expenditures	52,568	97,618	58,147	55,000	55,000	77,583	60,000	60,000	60,000
Total	52,568	97,618	58,147	55,000	55,000	77,583	60,000	60,000	60,000

		Actual	Actual	Actual	Adopted	Budget as	Actual	Department	Tentative	Adopted
		2019/2020	2020/2021	2021/2022	Budget	Amended	Expended	Requests	Budget	Budget
					2022/2023	2022/2023	thru 3/21/2023	2023/2024	2023/2024	2023/2024
STAFF (cont.)										
ENGINEERING										
A1440.100	Personnel Services	0	0	0	0	0	0	0	0	0
A1440.400	Contractual Exp.	168,683	146,203	221,095	150,000	150,000	72,371	145,000	145,000	145,000
TOTAL ENGINEERING		168,683	146,203	221,095	150,000	150,000	72,371	145,000	145,000	145,000
Contr. Exp. Detail										
	.461 Engineering Services	168,683	142,428	221,095	140,000	140,000	72,371	145,000	145,000	145,000
	.462 Engineering Consultant	0	3,775	0	10,000	10,000	0	0	0	0
	Total	168,683	146,203	221,095	150,000	150,000	72,371	145,000	145,000	145,000
ELECTIONS										
A1450.102	Personnel Services	0	2,415	1,290	1,500	1,500	0	1,500	1,500	1,500
A1450.400	Contractual Exp.	957	2,301	1,738	1,500	1,500	476	2,500	2,500	2,500
TOTAL ELECTIONS		957	4,716	3,028	3,000	3,000	476	4,000	4,000	4,000
Contr. Exp. Detail										
	.460 Other Expenditures	957	2,301	1,738	1,500	1,500	476	2,500	2,500	2,500
	.440 Legal Adv.	0	0	0	0	0	0	0	0	0
	.443 Equip. Rental	0	0	0	0	0	0	0	0	0
	Total	957	2,301	1,738	1,500	1,500	476	2,500	2,500	2,500
RECORDS MANAGEMENT										
A1460.100	Personnel Services	0	0	0	0	0	0	0	0	0
A1460.200	Equipment	0	0	0	0	0	0	0	0	0
A1460.400	Contractual Exp.	0	0	0	0	0	0	0	0	0
TOTAL RECORDS MANAGEMENT		0	0	0	0	0	0	0	0	0
Contr. Exp. Detail										
	.411 Office Supp.	0	0	0	0	0	0	0	0	0
	.499 Records Mgmt.	0	0	0	0	0	0	0	0	0
	Total	0	0	0	0	0	0	0	0	0
TOTAL STAFF		290,932	348,407	385,153	324,000	324,000	233,672	338,500	338,500	338,500

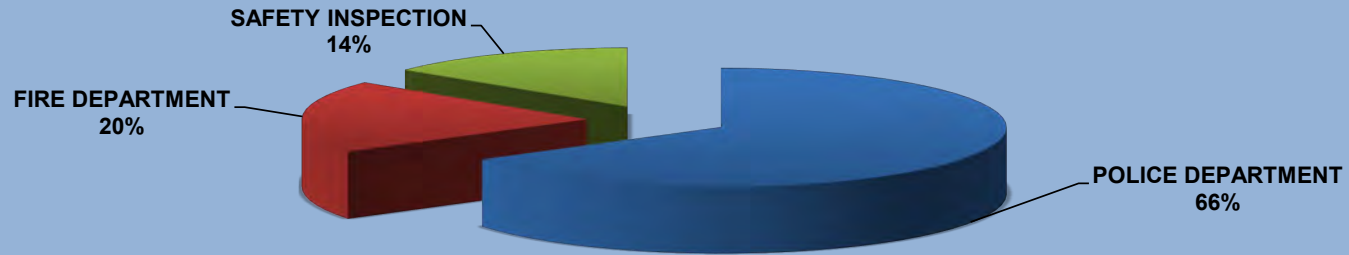
		Actual	Actual	Actual	Adopted	Budget as	Actual	Department	Tentative	Adopted
		2019/2020	2020/2021	2021/2022	Budget	Amended	Expended	Requests	Budget	Budget
					2022/2023	2022/2023	thru 3/21/2023	2023/2024	2023/2024	2023/2024
SHARED SERVICES										
PUBLIC BUILDINGS										
A1620.100	Personnel Services	97,100	60,079	61,152	30,000	30,000	14,711	0	0	0
A1620.101	Overtime	9,862	7,326	2,581	7,000	7,000	0	4,000	4,000	4,000
A1620.102	Part Time	2,515	450	9,967	4,000	4,000	13,038	35,000	35,000	35,000
A1620.104	Longevity	1,300	1,300	1,300	0	0	0	0	0	0
A1620.106	Unused sick payout	0	0	53,126	0	0	0	0	0	0
A1620.200	Equipment	6,071	1,499	0	7,500	7,500	0	7,000	7,000	7,000
A1620.400	Contractual Exp.	48,546	55,140	66,600	67,000	67,000	44,061	70,000	70,000	70,000
TOTAL PUBLIC BUILDINGS		165,394	125,794	194,726	115,500	115,500	71,810	116,000	116,000	116,000
Contr. Exp. Detail										
.410	Insurance	4,320	4,304	0	0	0	0	0	0	0
.440	Supplies	3,568	5,577	6,583	5,000	5,000	3,637	6,500	6,500	6,500
.451	Lease	0	6,071	0	0	0	0	0	0	0
.460	Other Expenditures	2,961	4,567	5,125	10,000	10,000	7,643	10,000	10,000	10,000
.480	Repairs	7,027	3,715	15,124	15,000	15,000	3,587	15,000	15,000	15,000
.490	Telephone	837	2,035	2,853	0	0	363	0	0	0
.492	Power	14,548	14,911	19,564	18,000	18,000	20,486	18,000	18,000	18,000
.496	Fuel	10,227	7,381	11,604	12,000	12,000	2,961	13,000	13,000	13,000
.497	Elevator Maint.	4,841	4,667	5,098	5,000	5,000	2,955	5,000	5,000	5,000
.498	HVAC Maint.	217	1,912	650	2,000	2,000	2,429	2,500	2,500	2,500
		48,546	55,140	66,600	67,000	67,000	44,061	70,000	70,000	70,000

	Actual 2019/2020	Actual 2020/2021	Actual 2021/2022	Adopted Budget 2022/2023	Budget as Amended 2022/2023	Actual Expended thru 3/21/2023	Department Requests 2023/2024	Tentative Budget 2023/2024	Adopted Budget 2023/2024
CENTRAL GARAGE									
A1640.101 Personnel Services	819	99,338	141,521	102,318	102,318	0	70,000	70,000	70,000
A1640.101 Overtime	0	0	2,600	0	0	0	0	0	0
A1640.104 Longevity	0	1,300	0	0	0	0	0	0	0
A1640.200 Equipment	0	0	0	8,000	8,000	0	8,000	8,000	8,000
A1640.400 Contractual Exp.	22,878	22,280	51,348	45,900	45,900	26,462	57,500	57,500	57,500
TOTAL CENTRAL GARAGE	23,697	122,918	195,470	156,218	156,218	26,462	135,500	135,500	135,500
Contr. Exp. Detail									
.410 Insurance	6,480	6,456	0	0	0	0	0	0	0
.440 Supplies	0	0	1,186	500	500	0	1,000	1,000	1,000
.460 Other Expenditures	1,089	3,531	3,732	2,000	2,000	1,725	3,500	3,500	3,500
.480 Repairs-Eq.	2,599	14	23,109	20,000	20,000	182	25,000	25,000	25,000
.492 Power	5,555	6,446	7,736	7,400	7,400	6,664	8,000	8,000	8,000
.496 Fuel	6,368	5,531	15,584	11,000	11,000	17,311	18,000	18,000	18,000
.498 HVAC Maint.	787	302	0	5,000	5,000	580	2,000	2,000	2,000
Total	22,878	22,280	51,348	45,900	45,900	26,462	57,500	57,500	57,500
CENTRAL SERVICES									
A1650.400 Contractual Exp.	0	0	0	38,200	38,200	21,436	40,000	40,000	40,000
TOTAL CENTRAL SERVICES	0	0	0	38,200	38,200	21,436	40,000	40,000	40,000
Contr. Exp. Detail									
0490 TELEPHONE	0	0	0	38,200	38,200	21,436	40,000	40,000	40,000
Total	0	0	0	38,200	38,200	21,436	40,000	40,000	40,000
TOTAL SHARED SERVICES	189,091	248,712	390,196	309,918	309,918	119,708	291,500	291,500	291,500

	Actual 2019/2020	Actual 2020/2021	Actual 2021/2022	Adopted Budget 2022/2023	Budget as Amended 2022/2023	Actual Expended thru 3/21/2023	Department Requests 2023/2024	Tentative Budget 2023/2024	Adopted Budget 2023/2024
SPECIAL ITEMS									
A1910.410 Unallocated Insurance	0	0	199,674	153,000	153,000	31,446	165,000	165,000	165,000
A1920.460 Municipal Association Dues	2,118	5,051	5,031	6,500	6,500	3,338	7,000	7,000	7,000
A1930.460 Judgments and Claims	5,750	5,441	84,626	6,000	6,000	0	6,000	6,000	6,000
A1950.400 Property Taxes	0	0	0	0	0	0	0	0	0
A1980.400 MTA Taxes	0	0	0	0	0	0	0	0	0
A1990.460 Contingency Account	0	0	0	540,000	540,000	0	455,000	455,000	455,000
TOTAL SPECIAL ITEMS	7,868	10,492	289,331	705,500	705,500	34,784	633,000	633,000	633,000
TOTAL GENERAL GOVERNMENT SUPPORT	929,971	1,094,712	1,513,732	1,802,931	1,802,931	749,356	1,860,273	1,860,273	1,860,273

	Actual 2019/2020	Actual 2020/2021	Actual 2021/2022	Adopted Budget 2022/2023	Budget as Amended 2022/2023	Actual Expended thru 3/21/2023	Department Requests 2023/2024	Tentative Budget 2023/2024	Adopted Budget 2023/2024
SUMMARY OF EXPENDITURES									
PUBLIC SAFETY									
POLICE DEPARTMENT	912,311	1,029,783	995,244	1,084,621	1,103,931	888,243	991,112	991,112	991,112
FIRE DEPARTMENT	251,812	262,542	278,100	330,382	280,382	210,260	300,796	300,796	300,796
SAFETY INSPECTION	1,044	143,291	165,298	189,349	189,349	139,036	214,911	214,911	214,911
TOTAL PUBLIC SAFETY	1,165,167	1,435,616	1,438,642	1,604,352	1,573,662	1,237,539	1,506,818	1,506,818	1,506,818

2023/2024 Public Safety



	Actual 2019/2020	Actual 2020/2021	Actual 2021/2022	Adopted Budget 2022/2023	Budget as Amended 2022/2023	Actual Expended thru 3/21/2023	Department Requests 2023/2024	Tentative Budget 2023/2024	Adopted Budget 2023/2024
PUBLIC SAFETY									
POLICE DEPARTMENT									
A3120.100 Personnel Services	617,735	723,423	745,616	831,592	831,592	670,296	735,740	735,740	735,740
A3120.101 Over time	130,157	91,938	120,078	107,000	107,000	68,783	107,000	107,000	107,000
A3120.104 Longevity	3,275	4,500	4,925	4,525	4,525	6,025	5,025	5,025	5,025
A3120.105 Holiday Pay	36,479	55,406	52,721	45,804	45,804	50,764	50,447	50,447	50,447
A3120.106 Unused sick-time	0	0	0	0	0	14,593	0	0	0
A3120.107 Shift Diff.	5,473	7,949	6,429	6,400	6,400	6,000	6,400	6,400	6,400
A3120.108 Training-OT	4,491	7,012	9,972	10,000	10,000	5,537	10,000	10,000	10,000
A3120.109 Retro Pay	0	73,237	0	0	0	0	0	0	0
A3120.200 Equipment	33,173	1,596	-3,207	9,000	13,751	7,761	9,500	9,500	9,500
A3120.400 Contractual Exp.	81,528	64,722	58,710	70,300	84,859	58,484	67,000	67,000	67,000
TOTAL POLICE DEPARTMENT	912,311	1,029,783	995,244	1,084,621	1,103,931	888,243	991,112	991,112	991,112
Contr. Exp. Detail									
.410 Insurance	27,259	23,527	0	0	0	0	0	0	0
.420 Gasoline	7,041	5,521	10,565	10,000	10,000	6,680	10,000	10,000	10,000
.430 Uniforms	6,509	9,828	8,129	10,000	10,000	6,977	10,000	10,000	10,000
.440 Supplies	2,784	5,605	4,077	6,000	9,850	5,848	6,500	6,500	6,500
.451 Lease	0	-6,070	7,290	7,300	7,300	7,290	0	0	0
.460 Other Expenditures	28,349	18,213	15,057	27,000	37,709	27,145	30,500	30,500	30,500
.466 Computer Software	0	0	2,629	4,000	4,000	0	4,000	4,000	4,000
.472 Special Invest.	0	0	0	0	0	0	0	0	0
.480 Repairs-Equipment	2,692	2,614	5,597	6,000	6,000	4,363	6,000	6,000	6,000
.490 Telephone	6,894	5,484	5,366	0	0	182	0	0	0
Total	81,528	64,722	58,710	70,300	84,859	58,484	67,000	67,000	67,000

		Actual	Actual	Actual	Adopted	Budget as	Actual	Department	Tentative	Adopted
		2019/2020	2020/2021	2021/2022	Budget	Amended	Expended	Requests	Budget	Budget
					2022/2023	2022/2023	thru 3/21/2023	2023/2024	2023/2024	2023/2024
PUBLIC SAFETY (cont.)										
Fire Department										
A3410.400	Contractual Exp.	251,812	262,542	278,100	330,382	280,382	210,260	300,796	300,796	300,796
Total Fire		251,812	262,542	278,100	330,382	280,382	210,260	300,796	300,796	300,796
Contr. Exp. Detail										
	.410 Insurance	4,636	4,002	3,595	0	0	0	0	0	0
	.460 Other Expenditures	214,128	215,826	231,097	225,382	225,382	177,925	250,796	250,796	250,796
	.473 Service Award	33,048	42,714	43,408	55,000	55,000	32,335	50,000	50,000	50,000
	.478 Res. Fund	0	0	0	50,000	0	0	0	0	0
Total		251,812	262,542	278,100	330,382	280,382	210,260	300,796	300,796	300,796

PUBLIC SAFETY (cont.)

	Actual 2019/2020	Actual 2020/2021	Actual 2021/2022	Adopted Budget 2022/2023	Budget as Amended 2022/2023	Actual Expended thru 3/21/2023	Department Requests 2023/2024	Tentative Budget 2023/2024	Adopted Budget 2023/2024
SAFETY INSPECTION									
A3620.100 Personnel Services	1,044	129,722	162,330	173,874	173,874	137,705	183,211	183,211	183,211
A3620.102 Part Time	0	0	0	0	0	0	14,000	14,000	14,000
A3620.106 Unused Sick time	0	12,216	0	0	0	0	0	0	0
A3620.200 Equipment	0	0	0	1,000	1,000	0	1,000	1,000	1,000
A3620.400 Contractual Exp.	0	1,353	2,968	14,475	14,475	1,332	16,700	16,700	16,700
TOTAL SAFETY INSPECTION	1,044	143,291	165,298	189,349	189,349	139,036	214,911	214,911	214,911
Contr. Exp. Detail									
.410 Insurance	0	0	0	0	0	0	0	0	0
.420 Gasoline	0	0	0	0	0	0	0	0	0
.430 Uniforms	0	0	0	675	675	0	700	700	700
.440 Supplies	0	0	222	300	300	2	500	500	500
.460 Other Expenditures	0	1,353	2,746	2,000	2,000	1,330	3,000	3,000	3,000
.490 Telephone	0	0	0	0	0	0	0	0	0
.461 Pro. Dev.	0	0	0	2,000	2,000	0	2,500	2,500	2,500
.466 Computer Software	0	0	0	9,500	9,500	0	10,000	10,000	10,000
Total	0	1,353	2,968	14,475	14,475	1,332	16,700	16,700	16,700
TOTAL PUBLIC SAFETY	1,165,167	1,435,616	1,438,642	1,604,352	1,384,755	1,098,944	1,506,818	1,506,818	1,506,818
SUMMARY OF EXPENDITURES									
HEALTH									
Nurse	0	2,500	0	2,500	2,500	0	2,500	2,500	2,500
TOTAL HEALTH	0	2,500	0	2,500	2,500	0	2,500	2,500	2,500

	Actual 2019/2020	Actual 2020/2021	Actual 2021/2022	Adopted Budget 2022/2023	Budget as Amended 2022/2023	Actual Expended thru 3/21/2023	Department Requests 2023/2024	Tentative Budget 2023/2024	Adopted Budget 2023/2024
HEALTH									
Health Care Center									
A4010.100 Personnel Services	0	0	0	0	0	0	0	0	0
A4010.460 Contractual Exp.	0	2,500	0	2,500	2,500	0	2,500	2,500	2,500
TOTAL REGISTRAR OF VITAL STATISTICS	0	2,500	0	2,500	2,500	0	2,500	2,500	2,500
Contr. Exp. Detail									
.460 Other Expenditures	0	2,500	0	2,500	2,500	0	2,500	2,500	2,500
Total	0	2,500	0	2,500	2,500	0	2,500	2,500	2,500
TOTAL HEALTH	0	2,500	0	2,500	2,500	0	2,500	2,500	2,500

SUMMARY OF EXPENDITURES

TRANSPORTATION

STREET ADMINISTRATION

STREET MAINTENANCE

SNOW REMOVAL

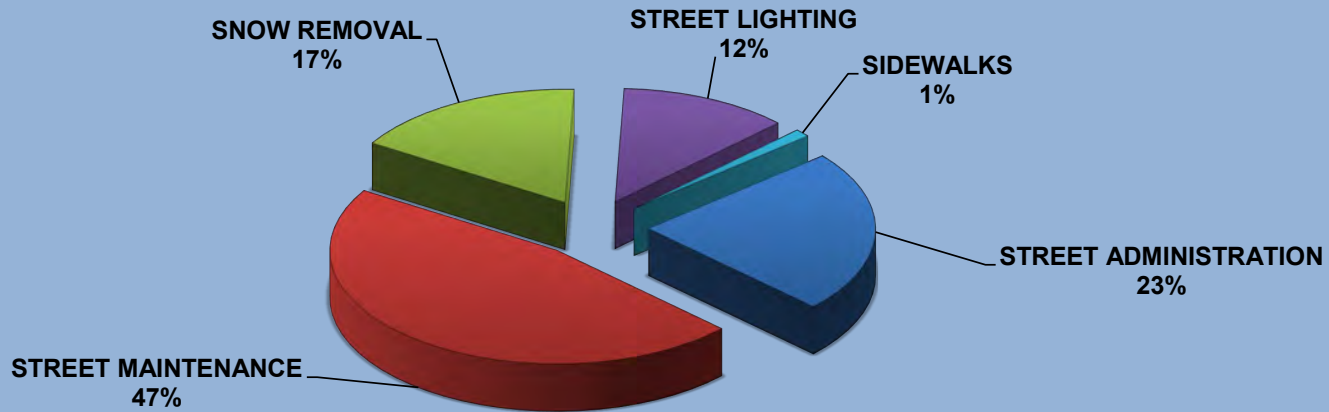
STREET LIGHTING

SIDEWALKS

TOTAL TRANSPORTATION

	Actual 2019/2020	Actual 2020/2021	Actual 2021/2022	Adopted Budget 2022/2023	Budget as Amended 2022/2023	Actual Expended thru 3/21/2023	Department Requests 2023/2024	Tentative Budget 2023/2024	Adopted Budget 2023/2024
STREET ADMINISTRATION	910	119,207	226,855	115,534	115,534	97,255	124,293	124,293	124,293
STREET MAINTENANCE	440,035	258,594	241,363	310,227	310,263	220,467	250,376	250,376	250,376
SNOW REMOVAL	37,661	72,340	68,373	90,000	90,000	40,576	90,000	90,000	90,000
STREET LIGHTING	56,002	35,184	55,608	70,000	79,130	48,848	65,000	65,000	65,000
SIDEWALKS	0	0	126,210	6,000	6,000	255,932	6,000	6,000	6,000
TOTAL TRANSPORTATION	534,608	485,325	718,409	591,761	600,927	663,077	535,669	535,669	535,669

2023/2024 Transportation



	Actual 2019/2020	Actual 2020/2021	Actual 2021/2022	Adopted Budget 2022/2023	Budget as Amended 2022/2023	Actual Expended thru 3/21/2023	Department Requests 2023/2024	Tentative Budget 2023/2024	Adopted Budget 2023/2024
TRANSPORTATION									
STREET ADMINISTRATION									
A5010.100 Personnel Services	910	116,553	209,601	113,759	113,759	62,786	119,518	119,518	119,518
A5010.101 Over time	0	884	2,243	0	0	0	3,000	3,000	3,000
A5010.104 Longevity	0	1,300	2,600	1,300	1,300	1,300	1,300	1,300	1,300
A5010.110 Out of Class	0	470	12,411	0	0	33,169	0	0	0
A5010.200 Equipment	0	0	0	0	0	0	0	0	0
A5010.400 Contractual Exp.	0	0	0	475	475	0	475	475	475
TOTAL STREET ADMIN.	910	119,207	226,855	115,534	115,534	97,255	124,293	124,293	124,293
Contr. Exp. Detail									
.410 Insurance	0	0	0	0	0	0	0	0	0
.420 Gasoline	0	0	0	0	0	0	0	0	0
.430 Uniforms	0	0	0	475	475	0	475	475	475
.440 Supplies	0	0	0	0	0	0	0	0	0
.460 Other Expenditures	0	0	0	0	0	0	0	0	0
.480 Repairs-Eq.	0	0	0	0	0	0	0	0	0
.490 Telephone	0	0	0	0	0	0	0	0	0
.466 Computer Software	0	0	0	0	0	0	0	0	0
Total	0	0	0	475	475	0	475	475	475

	Actual 2019/2020	Actual 2020/2021	Actual 2021/2022	Adopted Budget 2022/2023	Budget as Amended 2022/2023	Actual Expended thru 3/21/2023	Department Requests 2023/2024	Tentative Budget 2023/2024	Adopted Budget 2023/2024
STREET MAINTENANCE									
A5110.100 Personnel Services	288,663	154,523	153,967	203,477	203,477	126,793	144,951	144,951	144,951
A5110.101 Over time	2,186	1,080	1,142	4,000	4,000	762	4,000	4,000	4,000
A5110.102 Part-time leaf	7,776	9,945	10,430	14,500	14,500	15,960	14,500	14,500	14,500
A5110.103 Summer help	14,635	18,504	17,989	20,000	20,000	23,288	20,000	20,000	20,000
A5110.104 Longevity	4,800	1,300	1,800	1,800	1,800	500	0	0	0
A5110.106 Unused Sick days	11,694	0	0	0	0	0	0	0	0
A5110.200 Equipment	13,826	0	0	5,000	5,000	17,130	5,000	5,000	5,000
A5110.400 Contractual Exp.	96,455	73,242	56,035	61,450	61,486	36,033	61,925	61,925	61,925
TOTAL STREET MAINTENANCE	440,035	258,594	241,363	310,227	310,263	220,467	250,376	250,376	250,376
Contr. Exp. Detail									
.410 Insurance	18,755	19,912	100	0	0	0	0	0	0
.420 Gasoline	2,887	3,418	6,887	6,000	6,000	4,659	7,000	7,000	7,000
.430 Uniforms	2,892	0	2,403	950	950	0	1,425	1,425	1,425
.440 Supplies	7,163	7,594	7,954	10,000	10,000	5,508	9,000	9,000	9,000
.451 Lease	0	0	0	0	0	0	0	0	0
.460 Other expenditures	14,609	15,656	12,351	15,500	15,500	12,126	15,500	15,500	15,500
.470 Street Repairs	744	3,665	798	4,000	4,000	1,618	4,000	4,000	4,000
.471 Street signs	611	1,632	955	5,000	5,000	210	5,000	5,000	5,000
.480 Repairs-Eq.	41,172	13,330	17,061	20,000	20,036	11,731	20,000	20,000	20,000
.490 Telephone	7,622	8,035	7,526	0	0	182	0	0	0
Total	96,455	73,242	56,035	61,450	61,486	36,033	61,925	61,925	61,925

	Actual 2019/2020	Actual 2020/2021	Actual 2021/2022	Adopted Budget 2022/2023	Budget as Amended 2022/2023	Actual Expended thru 3/21/2023	Department Requests 2023/2024	Tentative Budget 2023/2024	Adopted Budget 2023/2024
TRANSPORTATION (cont.)									
SNOW REMOVAL									
A5142.101 Personnel Services-OT	11,781	26,741	27,112	35,000	35,000	4,928	35,000	35,000	35,000
A5142.200 Equipment	0	0	0	5,000	5,000	0	5,000	5,000	5,000
A5142.400 Contractual Exp.	25,880	45,599	41,262	50,000	50,000	35,648	50,000	50,000	50,000
TOTAL SNOW REMOVAL	37,661	72,340	68,373	90,000	90,000	40,576	90,000	90,000	90,000
Contr. Exp. Detail									
.460 Other Expenditures	25,880	45,599	41,262	50,000	50,000	35,648	50,000	50,000	50,000
Total	25,880	45,599	41,262	50,000	50,000	35,648	50,000	50,000	50,000
STREET LIGHTING									
A5182.100 Personnel Services	0	0	0	0	0	0	0	0	0
A5182.200 Equipment	0	0	0	0	0	0	0	0	0
A5182.400 Contractual Exp.	56,002	35,184	55,608	70,000	79,130	48,848	65,000	65,000	65,000
TOTAL STREET LIGHTING	56,002	35,184	55,608	70,000	79,130	48,848	65,000	65,000	65,000
Contr. Exp. Detail									
.460 Other expenditures	26,073	875	17,995	30,000	39,130	17,593	25,000	25,000	25,000
.492 Power	29,929	34,309	37,614	40,000	40,000	31,255	40,000	40,000	40,000
Total	56,002	35,184	55,608	70,000	79,130	48,848	65,000	65,000	65,000

	Actual 2019/2020	Actual 2020/2021	Actual 2021/2022	Adopted Budget 2022/2023	Budget as Amended 2022/2023	Actual Expended thru 3/21/2023	Department Requests 2023/2024	Tentative Budget 2023/2024	Adopted Budget 2023/2024
TRANSPORTATION (cont.)									
SIDEWALKS									
A5410.100 Personnel Services	0	0	0	0	0	0	0	0	0
A5410.200 Equipment	0	0	0	0	0	0	0	0	0
A5410.400 Contractual Exp.	0	0	126,210	6,000	6,000	255,932	6,000	6,000	6,000
TOTAL SIDEWALKS	0	0	126,210	6,000	6,000	255,932	6,000	6,000	6,000
Contr. Exp. Detail									
.460 Other expenditures	0	0	126,210	6,000	6,000	255,932	6,000	6,000	6,000
Total	0	0	126,210	6,000	6,000	255,932	6,000	6,000	6,000
TOTAL TRANSPORTATION	534,608	485,325	718,409	591,761	600,927	663,077	535,669	535,669	535,669

	Actual 2019/2020	Actual 2020/2021	Actual 2021/2022	Adopted Budget 2022/2023	Budget as Amended 2022/2023	Actual Expended thru 3/21/2023	Department Requests 2023/2024	Tentative Budget 2023/2024	Adopted Budget 2023/2024
SUMMARY OF EXPENDITURES									
ECONOMIC ASSISTANCE AND OPPORTUNITY									
PUBLICITY	2,050	2,850	2,850	3,000	3,000	1,900	3,000	3,000	3,000
TOTAL ECONOMIC ASSISTANCE AND OPP.	2,050	2,850	2,850	3,000	3,000	1,900	3,000	3,000	3,000
ECONOMIC ASSISTANCE AND OPPORTUNITY									
PUBLICITY									
A6410.400 Contractual Exp.	2,050	2,850	2,850	3,000	3,000	1,900	3,000	3,000	3,000
TOTAL PUBLICITY	2,050	2,850	2,850	3,000	3,000	1,900	3,000	3,000	3,000
Contr. Exp. Detail									
.460 Other expenditures	2,050	2,850	2,850	3,000	3,000	1,900	3,000	3,000	3,000
Total	2,050	2,850	2,850	3,000	3,000	1,900	3,000	3,000	3,000
TOTAL ECONOMIC ASSISTANCE AND OPPORTUNITY	2,050	2,850	2,850	3,000	3,000	1,900	3,000	3,000	3,000

	Actual 2019/2020	Actual 2020/2021	Actual 2021/2022	Adopted Budget 2022/2023	Budget as Amended 2022/2023	Actual Expended thru 3/21/2023	Department Requests 2023/2024	Tentative Budget 2023/2024	Adopted Budget 2023/2024
SUMMARY OF EXPENDITURES									
CULTURE AND RECREATION									
PARKS MAINTENANCE	48,334	68,232	164,352	91,091	91,091	161,213	97,400	97,400	97,400
RECREATION	170,764	32,622	42,126	56,200	60,705	37,474	59,200	59,200	59,200
SWIMMING POOL	62,322	19,364	78,195	97,000	100,444	75,135	105,500	105,500	105,500
HISTORIAN	69	422	0	1,500	1,500	13	1,500	1,500	1,500
CELEBRATIONS	0	0	0	0	0	0	0	0	0
ADULT RECREATION	0	0	1,595	34,340	34,340	3,840	36,500	36,500	36,500
SUMMER CAMPS	0	2,290	86,276	114,000	114,000	112,295	129,000	129,000	129,000
TOTAL CULTURE AND RECREATION	281,489	122,930	372,545	394,131	402,080	389,970	429,100	429,100	429,100



	Actual 2019/2020	Actual 2020/2021	Actual 2021/2022	Adopted Budget 2022/2023	Budget as Amended 2022/2023	Actual Expended thru 3/21/2023	Department Requests 2023/2024	Tentative Budget 2023/2024	Adopted Budget 2023/2024
CULTURE AND RECREATION									
PARKS MAINTENANCE									
A7110.100 Personnel Services	34,186	60,054	61,681	61,391	61,391	52,202	64,500	64,500	64,500
A7110.101 Overtime	640	0	299	1,200	1,200	902	2,000	2,000	2,000
A7110.104 Longevity	0	0	0	0	0	0	0	0	0
A7110.200 Equipment	4,070	0	0	1,500	1,500	0	1,500	1,500	1,500
A7110.400 Contractual Exp.	9,438	8,178	102,373	27,000	27,000	108,110	29,400	29,400	29,400
TOTAL PARKS MAINTENANCE	48,334	68,232	164,352	91,091	91,091	161,213	97,400	97,400	97,400
Contr. Exp. Detail									
.410 Insurance	1,984	1,810	0	0	0	0	0	0	0
.460 Other expenditures	7,221	2,963	6,370	10,000	10,000	2,443	10,000	10,000	10,000
.465 Lents Cove	233	3,405	0	12,000	12,000	80	14,400	14,400	14,400
.480 Repairs	0	0	96,002	5,000	5,000	105,587	5,000	5,000	5,000
Total	9,438	8,178	102,373	27,000	27,000	108,110	29,400	29,400	29,400

	Actual 2019/2020	Actual 2020/2021	Actual 2021/2022	Adopted Budget 2022/2023	Budget as Amended 2022/2023	Actual Expended thru 3/21/2023	Department Requests 2023/2024	Tentative Budget 2023/2024	Adopted Budget 2023/2024
CULTURE AND RECREATION (cont.)									
RECREATION									
A7140.100 Personnel Services	20,663	14,758	21,293	22,000	22,000	20,006	25,000	25,000	25,000
A7140.103 Personnel Services-Summer	73,966	0	0	0	0	0	0	0	0
A7140.200 Equipment	0	0	0	3,000	3,000	0	3,000	3,000	3,000
A7140.400 Contractual Exp.	76,135	17,864	20,833	31,200	35,705	17,468	31,200	31,200	31,200
TOTAL RECREATION	170,764	32,622	42,126	56,200	60,705	37,474	59,200	59,200	59,200
Contr. Exp. Detail									
.410 Insurance	7,000	7,000	0	0	0	0	0	0	0
.460 Other expenditures	3,412	6,269	14,391	2,200	2,200	862	2,200	2,200	2,200
.463 Daycamp supplies	19,044	111	0	0	0	0	0	0	0
.464 Adult programs	14,478	402	608	0	0	0	0	0	0
.467 Adult bus trips	27,365	0	0	0	0	0	0	0	0
.469 Playground/Special events	2,347	2,452	4,809	19,000	19,000	10,219	19,000	19,000	19,000
.480 Repairs	0	0	0	10,000	14,505	6,205	10,000	10,000	10,000
.490 Telephone	2,489	1,630	1,026	0	0	182	0	0	0
Total	76,135	17,864	20,833	31,200	35,705	17,468	31,200	31,200	31,200

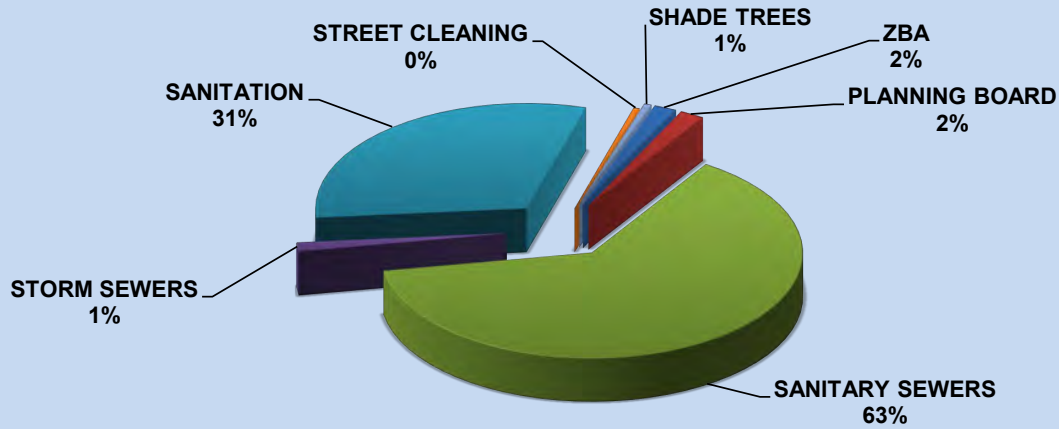
	Actual 2019/2020	Actual 2020/2021	Actual 2021/2022	Adopted Budget 2022/2023	Budget as Amended 2022/2023	Actual Expended thru 3/21/2023	Department Requests 2023/2024	Tentative Budget 2023/2024	Adopted Budget 2023/2024
CULTURE AND RECREATION (cont.)									
SWIMMING POOL									
A7180.100 Personnel Services	40,669	0	36,722	51,000	51,000	50,979	56,000	56,000	56,000
A7180.200 Equipment	0	1,075	0	2,000	3,399	2,920	3,500	3,500	3,500
A7180.400 Contractual Exp.	21,653	18,289	41,473	44,000	46,045	21,236	46,000	46,000	46,000
TOTAL SWIMMING POOL	62,322	19,364	78,195	97,000	100,444	75,135	105,500	105,500	105,500
Contr. Exp. Detail									
.410 Insurance	7,000	7,000	0	0	0	0	0	0	0
.460 Other expenditures	10,310	3,032	15,683	15,000	17,045	15,993	17,000	17,000	17,000
.480 Repairs	0	5,959	24,051	25,000	25,000	1,731	25,000	25,000	25,000
.490 Telephone	840	1,117	1,026	0	0	182	0	0	0
.492 Power	3,503	1,181	713	4,000	4,000	3,331	4,000	4,000	4,000
Total	21,653	18,289	41,473	44,000	46,045	21,236	46,000	46,000	46,000

	Actual 2019/2020	Actual 2020/2021	Actual 2021/2022	Adopted Budget 2022/2023	Budget as Amended 2022/2023	Actual Expended thru 3/21/2023	Department Requests 2023/2024	Tentative Budget 2023/2024	Adopted Budget 2023/2024
CULTURE AND RECREATION (cont.)									
HISTORIAN									
A7510.400 Contractual Exp.	69	422	0	1,500	1,500	13	1,500	1,500	1,500
TOTAL HISTORIAN	69	422	0	1,500	1,500	13	1,500	1,500	1,500
Contr. Exp. Detail									
.460 Other expenditures	69	422	0	1,500	1,500	13	1,500	1,500	1,500
Total	69	422	0	1,500	1,500	13	1,500	1,500	1,500
CELEBRATIONS									
A7550.400 Contractual Exp.	0	0	0	0	0	0	0	0	0
TOTAL CELEBRATIONS	0	0	0	0	0	0	0	0	0
Contr. Exp. Detail									
.460 Other expenditures	0	0	0	0	0	0	0	0	0
Total	0	0	0	0	0	0	0	0	0
ADULT RECREATION									
A7620.100 Personnel Services	0	0	0	9,840	9,840	0	12,000	12,000	12,000
A7620.200 Equipment	0	0	0	0	0	0	0	0	0
A7620.400 Contractual Exp.	0	0	1,595	24,500	24,500	3,840	24,500	24,500	24,500
TOTAL ADULT RECREATION	0	0	1,595	34,340	34,340	3,840	36,500	36,500	36,500
Contr. Exp. Detail									
.464 Adult programs	0	0	1,595	4,500	5,500	3,840	4,500	4,500	4,500
.467 Bus	0	0	0	20,000	19,000	0	20,000	20,000	20,000
Total	0	0	1,595	24,500	24,500	3,840	24,500	24,500	24,500

	Actual 2019/2020	Actual 2020/2021	Actual 2021/2022	Adopted Budget 2022/2023	Budget as Amended 2022/2023	Actual Expended thru 3/21/2023	Department Requests 2023/2024	Tentative Budget 2023/2024	Adopted Budget 2023/2024
CULTURE AND RECREATION (cont.)									
SUMMER CAMPS									
A7989.100 Personnel Services	0	0	68,993	90,000	90,000	87,216	100,000	100,000	100,000
A7989.111 Personnel Services-After Camp	0	0	0	0	0	0	0	0	0
A7989.400 Contractual Exp.	0	2,290	17,282	24,000	24,000	25,079	29,000	29,000	29,000
TOTAL SUMMER CAMPS	0	2,290	86,276	114,000	114,000	112,295	129,000	129,000	129,000
Contr. Exp. Detail									
.463 Camp Supplies	0	2,290	17,282	20,000	20,000	24,706	25,000	25,000	25,000
.475 After Camp	0	0	0	4,000	4,000	373	4,000	4,000	4,000
Total	0	2,290	17,282	24,000	24,000	25,079	29,000	29,000	29,000
TOTAL CULTURE AND RECREATION	281,489	122,930	372,545	394,131	402,080	389,970	429,100	429,100	429,100

	Actual 2019/2020	Actual 2020/2021	Actual 2021/2022	Adopted Budget 2022/2023	Budget as Amended 2022/2023	Actual Expended thru 3/21/2023	Department Requests 2023/2024	Tentative Budget 2023/2024	Adopted Budget 2023/2024
SUMMARY OF EXPENDITURES									
HOME AND COMMUNITY SERVICES									
ZONING BOARD OF APPEALS	135,826	17,977	14,095	20,100	20,100	8,458	18,700	18,700	18,700
PLANNING BOARD	24,634	14,391	13,040	32,100	32,100	8,261	20,200	20,200	20,200
SANITARY SEWERS	111,746	557,789	548,723	669,094	691,038	512,241	687,773	687,773	687,773
STORM SEWERS	0	0	0	10,000	10,000	7,916	15,000	15,000	15,000
SANITATION	356,035	244,785	267,155	342,043	342,043	241,625	337,248	337,248	337,248
STREET CLEANING	0	0	0	2,000	2,000	0	5,000	5,000	5,000
SHADE TREES	0	0	0	3,000	3,000	0	6,000	6,000	6,000
TOTAL HOME AND COMMUNITY SERVICES	628,241	834,942	843,013	1,078,337	1,100,281	778,501	1,089,921	1,089,921	1,089,921

2023/2024 Home & Community Services



	Actual 2019/2020	Actual 2020/2021	Actual 2021/2022	Adopted Budget 2022/2023	Budget as Amended 2022/2023	Actual Expended thru 3/21/2023	Department Requests 2023/2024	Tentative Budget 2023/2024	Adopted Budget 2023/2024
HOME AND COMMUNITY SERVICES									
BOARD OF ZONING APPEALS									
A8010.100 Personnel Services	130,386	10,161	8,575	10,200	10,200	6,206	10,200	10,200	10,200
A8010.102 Part-time	1,712	1,400	200	2,500	2,500	900	2,500	2,500	2,500
A8010.200 Equipment	0	0	0	0	0	0	0	0	0
A8010.400 Contractual Exp.	3,728	6,416	5,320	7,400	7,400	1,352	6,000	6,000	6,000
TOTAL BD. OF ZONING APPEALS	135,826	17,977	14,095	20,100	20,100	8,458	18,700	18,700	18,700
Contr. Exp. Detail									
.460 Other expenditures	2,060	5,092	4,294	7,400	7,400	1,170	6,000	6,000	6,000
.490 Telephone	1,668	1,324	1,026	0	0	182	0	0	0
Total	3,728	6,416	5,320	7,400	7,400	1,352	6,000	6,000	6,000
PLANNING BOARD									
A8020.100 Personnel Services	9,750	8,662	8,700	11,200	11,200	6,769	11,200	11,200	11,200
A8020.102 Part-time	2,140	1,822	1,200	3,500	3,500	1,000	4,000	4,000	4,000
A8020.400 Contractual Exp.	12,744	3,907	3,140	17,400	17,400	492	5,000	5,000	5,000
TOTAL PLANNING BOARD	24,634	14,391	13,040	32,100	32,100	8,261	20,200	20,200	20,200
Contr. Exp. Detail									
.460 Other expenditures	12,744	3,907	3,140	17,400	17,400	492	5,000	5,000	5,000
Total	12,744	3,907	3,140	17,400	17,400	492	5,000	5,000	5,000

	Actual 2019/2020	Actual 2020/2021	Actual 2021/2022	Adopted Budget 2022/2023	Budget as Amended 2022/2023	Actual Expended thru 3/21/2023	Department Requests 2023/2024	Tentative Budget 2023/2024	Adopted Budget 2023/2024
Sewer collecting system									
A8120.100 Personnel Services	24,372	26,628	25,670	25,580	25,580	21,558	26,875	26,875	26,875
A8120.200 Equipment	0	0	0	7,000	7,000	0	7,000	7,000	7,000
A8120.400 Contractual Exp.	87,374	47,579	43,123	88,000	93,300	46,144	91,500	91,500	91,500
TOTAL WASTEWATER COLLECTING SYSTEM	111,746	74,207	68,793	120,580	125,880	67,702	125,375	125,375	125,375
Contr. Exp. Detail									
.460 Other expenditures	6,315	14,272	14,353	16,000	21,300	23,610	16,000	16,000	16,000
.480 Repairs	61,197	7,843	2,953	50,000	50,000	5,145	50,000	50,000	50,000
.490 Telephone	2,567	3,447	3,066	0	0	182	0	0	0
.492 Power	14,955	17,404	19,430	17,000	17,000	14,092	20,000	20,000	20,000
.496 Fuel	2,340	4,613	3,321	5,000	5,000	3,115	5,500	5,500	5,500
Total	87,374	47,579	43,123	88,000	93,300	46,144	91,500	91,500	91,500

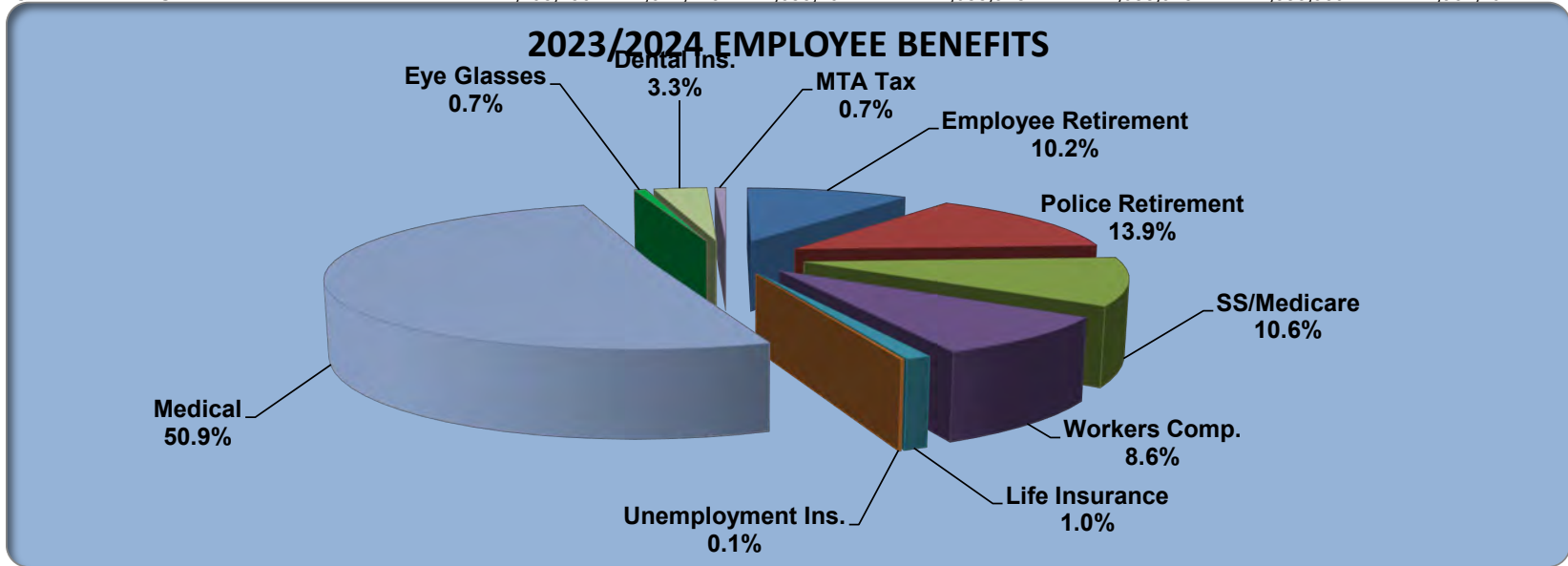
	Actual 2019/2020	Actual 2020/2021	Actual 2021/2022	Adopted Budget 2022/2023	Budget as Amended 2022/2023	Actual Expended thru 3/21/2023	Department Requests 2023/2024	Tentative Budget 2023/2024	Adopted Budget 2023/2024
Sewer treatment and disposal									
A8130.100 Personnel Services	74,186	115,106	80,030	96,739	96,739	65,357	100,624	100,624	100,624
A8130.101 Overtime	37,839	42,105	46,605	55,000	55,000	41,103	60,000	60,000	60,000
A8130.103 Summer Help	-201	0	3,341	6,000	6,000	8,040	6,000	6,000	6,000
A8130.104 Longevity	1,100	1,100	1,100	1,300	1,300	1,300	1,300	1,300	1,300
A8130.200 Equipment	0	0	4,412	20,000	26,712	4,887	20,000	20,000	20,000
A8130.400 Contractual Exp.	296,975	325,271	344,441	369,475	379,407	323,852	374,475	374,475	374,475
TOTAL WASTEWATER TREATMENT & Disp.	409,899	483,582	479,929	548,514	565,158	444,540	562,399	562,399	562,399
Contr. Exp. Detail									
.410 Insurance	11,999	11,787	0	0	0	0	0	0	0
.420 Gasoline	1,311	1,193	1,631	2,000	2,000	1,225	2,000	2,000	2,000
.430 Uniforms	0	0	0	475	475	0	475	475	475
.440 Supplies	16,518	40,301	48,424	50,000	59,932	49,870	55,000	55,000	55,000
.450 Sludge Removal	100,460	120,993	128,505	150,000	150,000	118,005	140,000	140,000	140,000
.460 Other expenditures	125,415	107,602	107,368	107,000	107,000	96,006	110,000	110,000	110,000
.480 Repairs	9,522	4,456	9,952	15,000	15,000	14,918	20,000	20,000	20,000
.490 Telephone	840	1,125	1,026	0	0	182	0	0	0
.492 Power	30,693	35,846	46,507	40,000	40,000	41,489	43,000	43,000	43,000
.496 Fuel	0	960	1,029	4,000	4,000	2,158	3,000	3,000	3,000
.498 HVAC Maint.	217	1,008	0	1,000	1,000	0	1,000	1,000	1,000
Total	296,975	325,271	344,441	369,475	379,407	323,852	374,475	374,475	374,475

	Actual 2019/2020	Actual 2020/2021	Actual 2021/2022	Adopted Budget 2022/2023	Budget as Amended 2022/2023	Actual Expended thru 3/21/2023	Department Requests 2023/2024	Tentative Budget 2023/2024	Adopted Budget 2023/2024
STORM SEWERS									
A8140.200 Equipment	0	0	0	0	0	0	0	0	0
A8140.400 Contractual Exp.	0	0	0	10,000	10,000	7,916	15,000	15,000	15,000
TOTAL STORM SEWERS	0	0	0	10,000	10,000	7,916	15,000	15,000	15,000
Contr. Exp. Detail									
.440 Supplies.	0	0	0	0	0	0	0	0	0
.443 Equip. Rental	0	0	0	0	0	0	0	0	0
.449 Major Repairs	0	0	0	0	0	0	0	0	0
.457 Consultants	0	0	0	0	0	7,743	10,000	10,000	10,000
.480 Repairs	0	0	0	10,000	10,000	173	5,000	5,000	5,000
Total	0	0	0	10,000	10,000	7,916	15,000	15,000	15,000

	Actual 2019/2020	Actual 2020/2021	Actual 2021/2022	Adopted Budget 2022/2023	Budget as Amended 2022/2023	Actual Expended thru 3/21/2023	Department Requests 2023/2024	Tentative Budget 2023/2024	Adopted Budget 2023/2024
HOME AND COMMUNITY SERVICES (cont.)									
SANITATION									
A8160.100 Personnel Services	220,111	172,251	191,845	217,318	217,318	124,633	212,498	212,498	212,498
A8160.101 Overtime	814	870	2,564	2,000	2,000	0	2,500	2,500	2,500
A8160.104 Longevity	1,300	1,300	1,300	1,300	1,300	1,300	1,300	1,300	1,300
A8160.200 Equipment	32,751	0	-32,751	1,000	1,000	0	1,000	1,000	1,000
A8160.400 Contractual Exp.	101,059	70,364	104,198	120,425	120,425	115,692	119,950	119,950	119,950
TOTAL SANITATION	356,035	244,785	267,155	342,043	342,043	241,625	337,248	337,248	337,248
Contr. Exp. Detail									
.410 Insurance	8,962	10,000	0	0	0	0	0	0	0
.420 Gasoline	7,602	6,831	12,842	9,000	9,000	11,169	11,000	11,000	11,000
.430 Uniforms	0	0	0	1,425	1,425	0	950	950	950
.440 Supplies	136	403	0	1,000	1,000	88	1,000	1,000	1,000
.451 Lease	0	-19	32,751	33,000	33,000	32,751	33,000	33,000	33,000
.460 Other expenditures	1,288	646	613	5,000	5,000	256	3,000	3,000	3,000
.480 Repairs	33,462	6,734	9,468	20,000	20,000	30,929	20,000	20,000	20,000
.490 Telephone	0	0	0	0	0	0	0	0	0
.491 Recycling	8,622	8,829	8,967	10,000	10,000	6,860	10,000	10,000	10,000
.493 Dumping fee	40,987	36,940	39,557	41,000	41,000	33,640	41,000	41,000	41,000
Total	101,059	70,364	104,198	120,425	120,425	115,692	119,950	119,950	119,950
STREET CLEANING									
A8170.100 Personnel Services	0	0	0	0	0	0	0	0	0
A8170.200 Equipment	0	0	0	0	0	0	0	0	0
A8170.400 Contractual Exp.	0	0	0	2,000	2,000	0	5,000	5,000	5,000
TOTAL STREET CLEANING	0	0	0	2,000	2,000	0	5,000	5,000	5,000
Contr. Exp. Detail									
.440 Supplies	0	0	0	2,000	2,000	0	5,000	5,000	5,000
.452 Repairs-Build/Equip.	0	0	0	0	0	0	0	0	0
Total	0	0	0	2,000	2,000	0	5,000	5,000	5,000

	Actual 2019/2020	Actual 2020/2021	Actual 2021/2022	Adopted Budget 2022/2023	Budget as Amended 2022/2023	Actual Expended thru 3/21/2023	Department Requests 2023/2024	Tentative Budget 2023/2024	Adopted Budget 2023/2024
HOME AND COMMUNITY SERVICES (cont.)									
SHADE TREES									
A8560.100 Personnel Services	0	0	0	0	0	0	0	0	0
A8560.400 Contractual Exp.	0	0	0	3,000	3,000	0	6,000	6,000	6,000
TOTAL SHADE TREES	0	0	0	3,000	3,000	0	6,000	6,000	6,000
Contr. Exp. Detail									
.440 Supplies	0	0	0	0	0	0	0	0	0
.452 Repairs-Build/Equip.	0	0	0	0	0	0	0	0	0
.460 Other expenditures	0	0	0	3,000	3,000	0	6,000	6,000	6,000
.480 Repairs	0	0	0	0	0	0	0	0	0
.490 Telephone	0	0	0	0	0	0	0	0	0
Total	0	0	0	3,000	3,000	0	6,000	6,000	6,000
TOTAL HOME AND COMMUNITY SERVICES	1,038,140	834,942	843,013	1,078,337	1,100,281	778,501	1,089,921	1,089,921	1,089,921

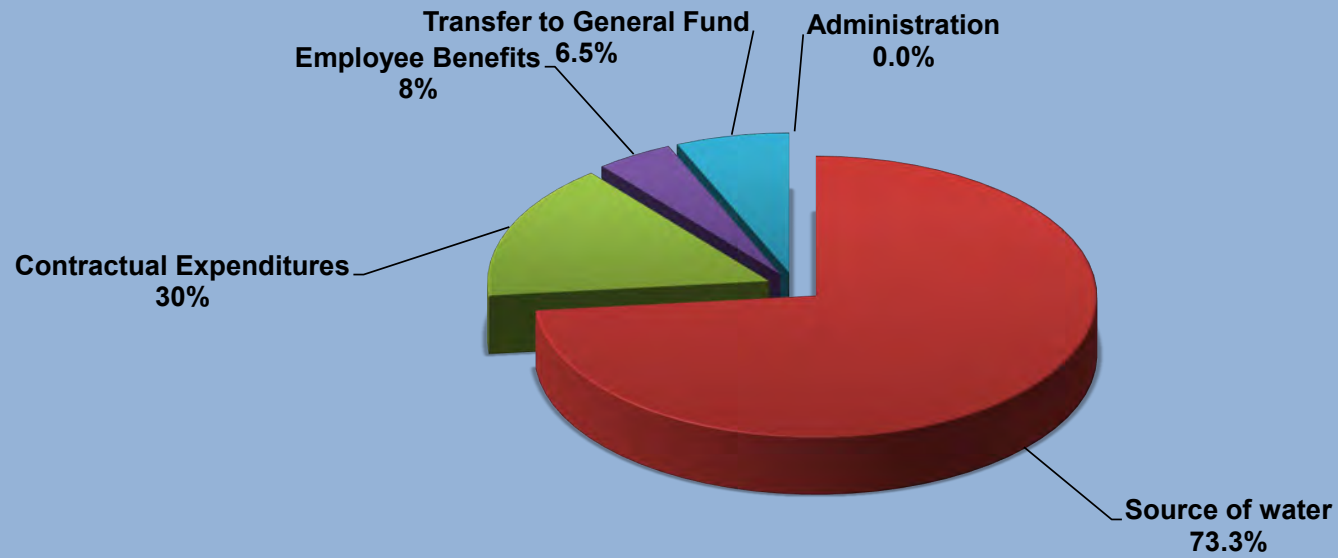
	Actual 2019/2020	Actual 2020/2021	Actual 2021/2022	Adopted Budget 2022/2023	Budget as Amended 2022/2023	Actual Expended thru 3/21/2023	Department Requests 2023/2024	Tentative Budget 2023/2024	Adopted Budget 2023/2024
EMPLOYEE BENEFITS									
A9010.810	Employee Retirement	190,641	175,624	159,862	282,720	282,720	166,185	199,974	199,974
A9015.825	Police Retirement	236,382	195,814	251,173	306,360	306,360	249,516	272,910	272,910
A9025.801	Fire/Amb. Service Award	0	0	0	0	0	0	0	0
A9030.802	SS/Medicare	167,142	178,644	194,865	202,480	202,480	154,209	207,680	207,680
A9040.803	Workers Comp.	175,532	165,632	150,127	190,000	190,000	256,225	170,000	170,000
A9045.804	Life Insurance	18,960	18,462	18,271	19,600	19,600	13,282	20,290	20,290
A9050.805	Unemployment Ins.	0	5,249	0	2,000	2,000	0	2,000	2,000
A9060.807	Medical Ins.	853,670	836,440	837,136	1,002,628	1,002,628	694,893	1,000,950	1,000,950
A9061.808	Eye Glasses	7,207	10,672	10,349	15,580	15,580	4,702	14,480	14,480
A9062.806	Dental Ins.	51,130	49,297	54,231	58,730	58,730	40,165	65,380	65,380
A9089.809	MTA Tax	8,072	8,289	9,153	8,880	8,880	6,783	13,537	13,537
TOTAL EMPLOYEE BENEFITS		1,708,736	1,644,123	1,685,167	2,088,978	2,088,978	1,585,959	1,967,202	1,967,202



	Actual 2019/2020	Actual 2020/2021	Actual 2021/2022	Adopted Budget 2022/2023	Budget as Amended 2022/2023	Actual Expended thru 3/21/2023	Department Requests 2023/2024	Tentative Budget 2023/2024	Adopted Budget 2023/2024
DEBT SERVICE									
A9710.600 Bond Principal	65,000	70,000	70,000	139,000	139,000	5,425	155,000	155,000	155,000
A9710.700 Bond Interest	16,544	14,350	12,031	76,420	76,420	75,000	74,000	74,000	74,000
A9730.600 B.A.N. Principal	0	0	0	10,000	10,000	0	10,000	10,000	10,000
A9730.700 B.A.N. Interest	0	11,867	5,412	1,000	1,000	500	6,000	6,000	6,000
A9785.600 Installment purchase Principal	0	86,136	58,454	0	0	0	0	0	0
A9785.700 Installment purchase Interest	0	9,301	6,586	0	0	0	0	0	0
TOTAL DEBT SERVICE	81,544	191,654	152,483	226,420	226,420	80,925	245,000	245,000	245,000
INTERFUND TRANSFERS									
A9901.904 Interfund Transfers Capital	0	135,000	0	0	0	0	0	0	0
A9961.900 Tax Stabilization	55,000	0	0	0	0	0	0	0	0
TOTAL INTERFUND TRANSFERS	55,000	135,000	0	0	0	0	0	0	0
CAPITAL FUND									
A9950.900 Capital Projects	419,564	693,696	1,104,784	300,000	350,000	0	350,000	350,000	350,000
TOTAL CAPITAL FUND	419,564	693,696	1,104,784	300,000	350,000	0	350,000	350,000	350,000
TOTAL INTERFUND TRANSFERS	474,564	828,696	1,104,784	300,000	350,000	0	350,000	350,000	350,000
TOTAL EXPENDITURES	5,741,705	5,814,652	6,726,841	7,795,410	7,614,872	5,350,532	7,639,482	7,639,482	7,639,482
TOTAL TRANSFERS	474,564	828,696	1,104,784	300,000	350,000	0	350,000	350,000	350,000
TOTAL GENERAL FUND	6,216,269	6,643,348	7,831,625	8,095,410	7,964,872	5,350,532	7,989,482	7,989,482	7,989,482

	Actual 2019/2020	Actual 2020/2021	Actual 2021/2022	Adopted Budget 2022/2023	Budget as Amended 2022/2023	Actual Expended thru 3/21/2023	Department Requests 2023/2024	Tentative Budget 2023/2024	Adopted Budget 2023/2024
WATER SUMMARY									
ADMINISTRATION	0	77	0	9,370	9,370	0	0	0	0
SOURCE OF WATER	2,821,113	2,764,414	2,273,627	3,040,856	3,040,856	915,368	1,121,400	1,121,400	1,121,400
TRANSMISSION & DISTRIBUTION	164,688	220,224	328,557	237,958	239,449	161,047	240,141	240,141	240,141
EMPLOYEE BENEFITS	33,604	31,250	74,488	67,954	67,954	5,522	67,510	67,510	67,510
INTERFUND TRANSFERS	50,000	0	0	500,000	500,000	0	100,000	100,000	100,000
TOTAL WATER FUND	3,069,405	3,015,965	2,676,671	3,856,138	3,857,629	1,081,937	1,529,051	1,529,051	1,529,051

2023/2024 WATER EXPENDITURE



	Actual 2019/2020	Actual 2020/2021	Actual 2021/2022	Adopted Budget 2022/2023	Budget as Amended 2022/2023	Actual Expended thru 3/21/2023	Department Requests 2023/2024	Tentative Budget 2023/2024	Adopted Budget 2023/2024
WATER FUND									
ADMINISTRATION									
W8310.100 Personnel Services	0	0	0	9,270	9,270	0	0	0	0
W8310.200 Equipment	0	0	0	0	0	0	0	0	0
W8310.400 Contractual Exp.	0	77	0	100	100	0	0	0	0
TOTAL WATER OPERATIONS	0	77	0	9,370	9,370	0	0	0	0
Contr. Exp. Detail									
.460 Other expenditures	0	77	0	100	100	0	0	0	0
Total	0	77	0	100	100	0	0	0	0

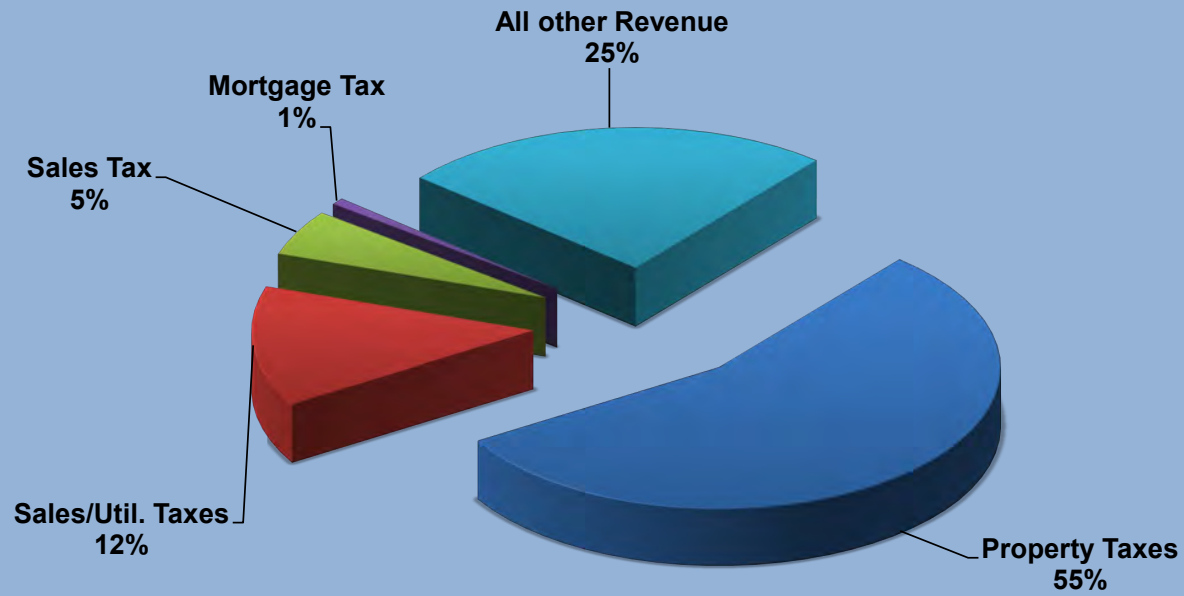
	Actual 2019/2020	Actual 2020/2021	Actual 2021/2022	Adopted Budget 2022/2023	Budget as Amended 2022/2023	Actual Expended thru 3/21/2023	Department Requests 2023/2024	Tentative Budget 2023/2024	Adopted Budget 2023/2024
WATER OPERATIONS (cont.)									
SOURCE OF WATER									
W8320.400 Contractual Exp.	2,821,113	2,764,414	2,273,627	3,040,856	3,040,856	915,368	1,121,400	1,121,400	1,121,400
TOTAL SOURCE OF WATER	2,821,113	2,764,414	2,273,627	3,040,856	3,040,856	915,368	1,121,400	1,121,400	1,121,400
Contr. Exp. Detail									
.460 Other expenditures	2,821,113	2,764,414	2,273,627	3,040,856	3,040,856	915,368	1,121,400	1,121,400	1,121,400
Total	2,821,113	2,764,414	2,273,627	3,040,856	3,040,856	915,368	1,121,400	1,121,400	1,121,400
TRANSMISSION & DISTRIBUTION									
W8340.100 Personnel Services	87,150	90,291	92,274	102,383	102,383	70,866	107,566	107,566	107,566
W8340.101 Overtime	2,368	1,749	7,447	3,600	3,600	2,541	3,600	3,600	3,600
W8340.104 Longevity	400	400	400	700	700	700	700	700	700
W8340.200 Equipment	53,437	0	0	7,500	7,500	1,444	7,500	7,500	7,500
W8340.400 Contractual Exp.	21,333	127,784	228,436	123,775	125,266	85,496	120,775	120,775	120,775
TOTAL WATER OPERATIONS	164,688	220,224	328,557	237,958	239,449	161,047	240,141	240,141	240,141
Contr. Exp. Detail									
.410 Insurance	0	2,000	0	0	0	0	0	0	0
.430 Uniforms	0	0	0	475	475	0	475	475	475
.440 Supplies	4,521	1,943	1,263	5,000	5,313	1,555	4,500	4,500	4,500
.460 Other expenditures	13,996	26,883	18,867	15,000	16,178	12,758	15,000	15,000	15,000
.480 Repairs	2,816	96,958	208,306	100,800	100,800	71,183	100,800	100,800	100,800
.490 Telephone	0	0	0	2,500	2,500	0	0	0	0
Total	21,333	127,784	228,436	123,775	125,266	85,496	120,775	120,775	120,775

	Actual 2019/2020	Actual 2020/2021	Actual 2021/2022	Adopted Budget 2022/2023	Budget as Amended 2022/2023	Actual Expended thru 3/21/2023	Department Requests 2023/2024	Tentative Budget 2023/2024	Adopted Budget 2023/2024
EMPLOYEE BENEFITS									
W9030.801 Employee Retirement	14,399	14,413	33,119	21,700	21,700	0	16,730	16,730	16,730
W9030.802 SS/Med	6,787	6,938	7,483	8,820	8,820	5,522	8,510	8,510	8,510
W9040.803 Workers Comp.	0	0		0	0	0	0	0	0
W9045.804 Life Insurance	0	0	0	130	130	0	130	130	130
W9050.805 Unemployment Ins.	0	0	0	0	0	0	0	0	0
W9060.807 Medical Ins.	12,418	9,899	33,885	31,990	31,990	0	36,480	36,480	36,480
W9061.808 Eye Glasses	0	0	0	900	900	0	900	900	900
W9062.806 Dental Ins.	0	0	0	4,013	4,013	0	4,200	4,200	4,200
W9089.809 MTA Tax	0	0	0	401	401	0	560	560	560
TOTAL EMPLOYEE BENEFITS	33,604	31,250	74,488	67,954	67,954	5,522	67,510	67,510	67,510
INTERFUND TRANSFERS									
OTHER FUNDS									
A9901.900 General Fund	50,000	0	0	500,000	500,000	0	100,000	100,000	100,000
TOTAL INTERFUND TRANSFERS	50,000	0	0	500,000	500,000	0	100,000	100,000	100,000
TOTAL WATER FUND	3,069,405	3,015,965	2,676,671	3,856,138	3,857,629	1,081,937	1,529,051	1,529,051	1,529,051

	Actual 2019/2020	Actual 2020/2021	Actual 2021/2022	Adopted Budget 2022/2023	Budget as Amended 2022/2023	Actual Expended thru 3/21/2023	Department Requests 2023/2024	Tentative Budget 2023/2024	Adopted Budget 2023/2024
DEBT SERVICE									
V9710.600 Debt Principal	81,544	191,654	152,483	226,420	226,420	80,925	165,000	165,000	165,000
V9710.700 Debt Interest	0	11,867	5,412	1,000	1,000	500	80,000	80,000	80,000
TOTAL DEBT SERVICE	81,544	203,521	157,895	227,420	227,420	81,425	245,000	245,000	245,000
TOTAL DEBT SERVICE FUND	81,544	203,521	157,895	227,420	227,420	81,425	245,000	245,000	245,000

THIS PAGE LEFT BLANK INTENTIONALLY

2023/2024 DISTRIBUTION OF REVENUES



		Actual	Actual	Actual	Adopted	Budget as	Actual	Department	Tentative	Adopted
REVENUES		2019/2020	2020/2021	2021/2022	Budget	Amended	Received	Requests	Budget	Budget
GENERAL FUND REVENUES		2019/2020	2020/2021	2021/2022	2022/2023	2022/2023	thru 3/21/2023	2023/2024	2023/2024	2023/2024
REAL PROPERTY TAXES										
A1001	Real Property Taxes	2,337,567	3,205,612	3,763,358	4,310,057	4,310,057	4,310,053	4,410,602	4,410,602	4,410,602
TOTAL REAL PROPERTY TAXES		2,337,567	3,205,612	3,763,358	4,310,057	4,310,057	4,310,053	4,410,602	4,410,602	4,410,602
OTHER TAX ITEMS										
A1081	In Lieu of Taxes	2,764,718	2,467,511	1,797,758	1,200,000	1,200,000	1,200,000	1,100,000	1,100,000	1,100,000
A1090	Interest and Penalty	10,633	31,949	2,857	10,000	10,000	8,790	10,000	10,000	10,000
TOTAL OTHER TAX ITEMS		2,775,351	2,499,460	1,800,615	1,210,000	1,210,000	1,208,790	1,110,000	1,110,000	1,110,000
NON PROPERTY TAX ITEMS										
A1120	Sales Tax Distribution	440,566	530,218	554,456	400,000	400,000	453,481	420,000	420,000	420,000
A1130	Util. Gross Rec. Tax	78,942	108,835	96,040	90,000	90,000	120,693	95,000	95,000	95,000
A1170	Franchise Fees	19,668	23,486	24,123	17,000	17,000	17,969	20,000	20,000	20,000
TOTAL NON PROPERTY TAX ITEMS		539,176	662,539	674,619	507,000	507,000	592,144	535,000	535,000	535,000
DEPARTMENTAL INCOME										
A1230	Clerk-Treasurer Fees	450	890	420	500	500	3,250	500	500	500
A1235	Tax Adv. Charges	0	0	0	0	0	0	0	0	0
A1255	Clerk fees	0	5,945	6,075	3,000	3,000	4,250	4,000	4,000	4,000
A1289	Engineering/Planning fees	0	0	0	0	0	0	0	0	0
A1299	Indian Point Agreement	270,608	276,020	0	0	0	200,000	300,000	300,000	300,000
A1520	Police Dept. Fees	300	165	280	300	300	225	300	300	300
A1540	Fire Insp. Fees	0	0	900	500	500	0	500	500	500
A1588	Traffic Control	18,900	34,950	18,920	0	0	0	0	0	0
A1710	Public Works Fees	0	0	0	0	0	0	0	0	0
A1750	Bus Operation	1,019	518	537	1,000	1,000	116	1,000	1,000	1,000
A2001	Recreation Fees-Day camp	64,821	65,123	122,665	180,000	180,000	75,740	155,000	155,000	155,000
A2002	Recreation Fees-After camp	0	0	4,405	11,000	11,000	5,740	11,000	11,000	11,000
A2025	Pool Fees	3,744	0	2,905	4,500	4,500	8,239	4,500	4,500	4,500
A2089	Recreation Fees-other	26,893	2,025	4,025	18,000	18,000	3,671	18,000	18,000	18,000
A2110	ZBA Fees	1,250	1,500	500	2,000	2,000	0	2,000	2,000	2,000
A2115	Planning Board Fees	900	1,200	600	3,000	3,000	850	3,000	3,000	3,000

	Actual 2019/2020	Actual 2020/2021	Actual 2021/2022	Adopted Budget 2022/2023	Budget as Amended 2022/2023	Actual Received thru 3/21/2023	Department Requests 2023/2024	Tentative Budget 2023/2024	Adopted Budget 2023/2024
(con't)									
A2122 Sewer service charges	0	0	0	0	0	0	0	0	0
A2189 Sewer service charge flow	202,122	187,144	220,830	100,000	100,000	58,620	150,000	150,000	150,000
A2194 Inspection fees	0	0	0	0	0	0	0	0	0
TOTAL DEPARTMENTAL INCOME	591,007	575,480	383,062	323,800	323,800	360,701	649,800	649,800	649,800
INTERGOVERNMENTAL CHARGES									
A2260 Police Services	0	0	0	0	0	0	0	0	0
A2261 Police OT Reimbursement	0	0	0	0	0	0	0	0	0
A2374 Sewer services-other govts	10,000	11,366	9,403	20,000	20,000	18,576	20,000	20,000	20,000
TOTAL INTERGOVERNMENTAL CHARGES	10,000	11,366	9,403	20,000	20,000	18,576	20,000	20,000	20,000
USE OF MONEY AND PROPERTY									
A2401 Interest Earnings	20,842	18,697	10,701	10,000	10,000	81,914	25,000	25,000	25,000
A2501 License	0	0	0	0	0	0	0	0	0
TOTAL USE OF MONEY AND PROPERTY	20,842	18,697	10,701	10,000	10,000	81,914	25,000	25,000	25,000
LICENSES AND PERMITS									
A2544 Dog licenses	185	208	330	250	250	326	250	250	250
A2555 Building permits	9,953	38,750	118,372	20,000	20,000	65,957	30,000	30,000	30,000
A2590 Sale of Permits	2,700	1,500	17,794	3,000	3,000	3,010	3,000	3,000	3,000
TOTAL LICENSES AND PERMITS	12,838	40,458	136,496	23,250	23,250	69,293	33,250	33,250	33,250
FINES AND FORFEITURES									
A2610 Bails & Fines	31,584	8,229	58,207	23,000	23,000	83,962	25,000	25,000	25,000
A2620 Forfeiture of deposits	0	0	0	0	0	0	0	0	0
TOTAL FINES AND FORFEITURES	31,584	8,229	58,207	23,000	23,000	83,962	25,000	25,000	25,000

	Actual 2019/2020	Actual 2020/2021	Actual 2021/2022	Adopted Budget 2022/2023	Budget as Amended 2022/2023	Actual Received thru 3/21/2023	Department Requests 2023/2024	Tentative Budget 2023/2024	Adopted Budget 2023/2024
SALES AND OTHER COMP FOR LOSSES									
A2650		0	1,748	4,502	0	0	1,851	0	0
A2660		0	0	0	0	0	0	0	0
A2665		0	11,910	26,765	0	0	0	0	0
A2680		32,249	5,959	61,705	10,000	10,000	20,037	10,000	10,000
A2690		0	0	0	0	0	0	0	0
TOTAL SALES AND OTHER COMP FOR LOSSES		32,249	19,617	92,972	10,000	10,000	21,887	10,000	10,000
MISCELLANEOUS									
A2701		3,255	0	0	0	0	0	0	0
A2705		0	0	0	0	0	0	0	0
A2710		0	3,000	82,282	0	0	0	0	0
A2770		12,123	18,150	57,698	10,000	10,000	6,937	12,000	12,000
TOTAL MISCELLANEOUS		15,378	21,150	139,980	10,000	10,000	6,937	12,000	12,000
STATE AID									
A3001		17,867	17,867	17,867	0	0	17,867	0	0
A3005		55,348	66,989	81,228	50,000	50,000	73,799	60,000	60,000
A3060		0	0	0	0	0	0	0	0
A3088		0	0	773,568	1,095,302	1,095,302	1,095,303	998,830	998,830
A3089		0	0	298,129	0	0	480,555	0	0
A3389		0	0	0	0	0	0	0	0
A3501		0	0	0	0	0	0	0	0
A3789		100,000	0	0	0	0	0	0	0
TOTAL STATE AID		173,215	84,856	1,170,791	1,145,302	1,145,302	1,667,524	1,058,830	1,058,830

	Actual 2019/2020	Actual 2020/2021	Actual 2021/2022	Adopted Budget 2022/2023	Budget as Amended 2022/2023	Actual Received thru 3/21/2023	Department Requests 2023/2024	Tentative Budget 2023/2024	Adopted Budget 2023/2024
FEDERAL AID									
A4789 Federal Disaster Aid	0	0	0	0	0	0	0	0	0
A4960 Federal Emerg Disaster Assist.	0	0	0	0	0	0	0	0	0
TOTAL FEDERAL AID	0	0	0	0	0	0	0	0	0
TRANSFERS IN									
A5031 Water Fund	50,000	0	0	500,000	500,000	0	100,000	100,000	100,000
TOTAL TRANSFERS IN	50,000	0	0	500,000	500,000	0	100,000	100,000	100,000
TOTAL GENERAL REVENUES	6,589,207	7,147,464	8,240,205	8,092,409	8,092,409	8,421,781	7,989,482	7,989,482	7,989,482
APPROPRIATED FUND BALANCE	0	0	0	0	0	0	0	0	0
TOTAL GENERAL FUND REVENUES	6,589,207	7,147,464	8,240,205	8,092,409	8,092,409	8,421,781	7,989,482	7,989,482	7,989,482

	Actual 2019/2020	Actual 2020/2021	Actual 2021/2022	Adopted Budget 2022/2023	Budget as Amended 2022/2023	Actual Received thru 3/21/2023	Department Requests 2023/2024	Tentative Budget 2023/2024	Adopted Budget 2023/2024	
WATER FUND REVENUES AND OTHER SOURCES										
DEPARTMENTAL INCOME										
W2140	Metered water sales	3,276,477	3,277,108	2,571,359	3,831,138	3,831,138	1,994,425	1,504,051	1,504,051	1,504,051
W2144	Water sales	3,000	3,800	2,200	3,000	3,000	1,000	3,000	3,000	3,000
W2148	Interest/Pen.	8,617	16,501	84,321	20,000	20,000	11,847	20,000	20,000	20,000
TOTAL DEPARTMENTAL INCOME		3,288,094	3,297,409	2,657,880	3,854,138	3,854,138	2,007,271	1,527,051	1,527,051	1,527,051
USE OF MONEY AND PROPERTY										
W2401	Interest Earnings	452	174	60	2,000	2,000	18,532	2,000	2,000	2,000
TOTAL USE OF MONEY AND PROPERTY		452	174	60	2,000	2,000	18,532	2,000	2,000	2,000
MISCELLANEOUS										
W2770	Other Income	615	2,693	2,202	0	0	13,466	0	0	0
TOTAL MISCELLANEOUS		615	2,693	2,202	0	0	13,466	0	0	0
TOTAL WATER REVENUES		3,289,161	3,300,276	2,660,142	3,856,138	3,856,138	2,039,269	1,529,051	1,529,051	1,529,051
APPROPRIATED FUND BALANCE		0	0	0	0	0	0	0	0	0
TOTAL WATER FUND REVENUES		3,289,161	3,300,276	2,660,142	3,856,138	3,856,138	2,039,269	1,529,051	1,529,051	1,529,051

	Actual	Actual	Actual	Adopted	Budget as	Actual	Department	Tentative	Adopted
	2019/2020	2020/2021	2021/2022	Budget	Amended	Received	Requests	Budget	Budget
				2022/2023	2022/2023	thru 3/21/2023	2023/2024	2023/2024	2023/2024
DEBT SERVICE FUND REVENUE AND OTHER SOURCES									
V2401	Interest	0	0	0	0	0	0	0	0
V2710	Premium on Obligations	0	0	0	0	0	0	0	0
V5031	Gen. Fund Transfer	81,544	203,521	157,895	227,420	227,420	81,425	245,000	245,000
V5999	Approp. Fund Balance	0	0	0	0	0	0	0	0
TOTAL DEBT SERVICE FUND REVENUE AND OTHER SOURCES									
		81,544	203,521	157,895	227,420	227,420	81,425	245,000	245,000

2023-2024 SALARY SCHEDULE

Department/Line Item	Positions	Compensation	Line Item Total	Annual Appropriation
BOARD OF TRUSTEES				
A1010.100				
Trustees	4	\$6,000	\$24,000	\$24,000
Part time			\$0	\$0
TOTAL A1010.1			\$24,000	\$24,000

JUSTICE COURT				
A1110.100			\$18,925	
Village Justice	1	\$12,450		\$12,450
Acting Justice	1	\$6,475		\$6,475
A1110.100			\$18,000	
Court Clerk	1	\$18,000		\$18,000
A1110.100			\$0	
Clerical as needed				\$0
A1110.101			\$0	
Overtime		\$0		\$0
A1110.104			\$0	
Longevity		\$0		\$0
TOTAL A1110.1			\$36,925	\$36,925

MAYOR				
A1210.100			\$7,500	
Mayor	1	\$7,500		\$7,500
TOTAL A1210.1		\$7,500	\$7,500	\$7,500

ADMINISTRATOR				
A1230.101			\$109,283	
Administrator	1	\$109,283		\$109,283
Medical Buy out		\$0		\$0
A1230.104			\$0	
Longevity		\$0		\$0
TOTAL A1230.1			\$109,283	\$109,283

2023-2024 SALARY SCHEDULE

Department/Line Item	Positions	Compensation	Line Item Total	Annual Appropriation
TREASURER				
A1325.100			\$200,165	
Village Treasurer	1	\$83,320		\$83,320
Accountant	1	\$80,000		\$80,000
Office Assistant	60%	\$36,845		\$36,845
A1325.102			\$15,000	
Part time		\$15,000		\$15,000
Overtime				
A1325.104			\$2,000	
Longevity		\$2,000		\$2,000
TOTAL A1325.1			\$217,165	\$217,165

CLERK				
A1410.100			\$26,500	
Village Clerk	1	\$21,000		\$21,000
Deputy Village Clerk		\$5,500		\$5,500
TOTAL A1410.1			\$26,500	\$26,500

LEGAL				
A1420.100			\$100,000	
Village Attorney	1	\$90,000		\$90,000
Prosecutor	1	\$10,000		\$10,000
TOTAL A1420.1			\$100,000	\$100,000

ELECTIONS				
A1450.102				
Inspectors & Poll Clerks			\$1,500	\$1,500
TOTAL A1450.1			\$1,500	\$1,500

RECORDS MANAGEMENT				
A1460.102			\$0	
Clerical as needed				\$0
TOTAL A1460.1			\$0	\$0

2023-2024 SALARY SCHEDULE

Department/Line Item	Positions	Compensation	Line Item Total	Annual Appropriation
PUBLIC BUILDINGS				
A1620.102				
Part-time	1	\$35,000	\$35,000	\$35,000
A1620.101				
Overtime		\$4,000	\$4,000	\$4,000
TOTAL A1620.1			\$39,000	\$39,000
CENTRAL GARAGE				
A1640.100				
Mechanic	1	\$70,000	\$70,000	\$70,000
A1640.101				
Overtime		\$0	\$0	\$0
A1640.104				
Longevity		\$0	\$0	\$0
TOTAL A1640.1			\$70,000	\$70,000
TOTAL GENERAL GOVERNMENT SUPPORT				\$631,873

2023-2024 SALARY SCHEDULE

Department/Line Item	Positions	Compensation	Line Item Total	Annual Appropriation
POLICE DEPARTMENT				
A3120.100			\$735,740	
Chief	1.00	\$147,500		\$147,500
Sergeant	1.00	\$126,473		\$126,473
Detective	1.00	\$121,462		\$121,462
Patrolman 4th year	2.00	\$117,924		\$235,848
Patrolman 3rd year	1.00	\$104,457		\$104,457
Proposed new officer	1.00	\$0		\$0
Patrolman 1st year	0.00	\$0		\$0
A3120.101			\$107,000	
Overtime		\$107,000		\$107,000
A3120.104			\$5,025	
Longevity		\$5,025		\$5,025
A3120.105			\$42,447	
Holiday pay		\$42,447		\$42,447
A3120.107			\$6,000	
Shift Diff.		\$6,000		\$6,000
TOTAL A3120.1			\$896,212	\$896,212
SAFETY INSPECTION				
A3620.100			\$183,211	
Building Insp & Asst. Insp.	1FT/1PT	\$158,647		\$158,647
Office Assistant	40%	\$24,563		\$24,563
A3620.102			\$14,000	
Part Time		\$14,000		\$14,000
A3620.103			\$0	
Longevity		\$0		\$0
TOTAL A3620.1			\$197,211	\$197,211
TOTAL PUBLIC SAFETY				\$1,093,422

2023-2024 SALARY SCHEDULE

Department/Line Item	Positions	Compensation	Line Item Total	Annual Appropriation
STREET ADMINISTRATION				
A5010.100			\$119,518	
MEO	1	\$119,518		\$119,518
Office Assistant	0	\$0		\$0
A5010.102			\$0	
Overtime		\$0		\$0
A5010.104			\$1,300	
Longevity		\$1,300		\$1,300
TOTAL A5010.1			\$120,818	\$120,818
STREET MAINTENANCE				
A5110.100			\$144,951	
Motor Equip. Operator	40%	\$42,999		\$42,999
Motor Equip. Operator	10%	\$11,952		\$11,952
Motor Equip. Operator		\$60,000		\$60,000
Laborer	60%	\$30,000		\$30,000
A5110.101			\$4,000	
Overtime		\$4,000		\$4,000
A5110.102			\$14,500	
Part-time		\$14,500		\$14,500
A5110.103			\$20,000	
Summer Laborer		\$20,000		\$20,000
A5110.104			\$0	
Longevity		\$0		\$0
TOTAL A5110.1			\$183,451	\$183,451
SNOW REMOVAL				
A5142.103			\$40,000	
Overtime		\$40,000		\$40,000
TOTAL A5142.1			\$40,000	\$40,000

2023-2024 SALARY SCHEDULE

Department/Line Item	Positions	Compensation	Line Item Total	Annual Appropriation
STREET LIGHTING				
A5182.101			\$0	
Electrical Foreman		\$0		\$0
A5182.103			\$0	
Overtime		\$0		\$0
A5182.104			\$0	
Longevity		\$0		\$0
TOTAL A5182.1			\$0	\$0

TOTAL TRANSPORTATION				\$344,269
-----------------------------	--	--	--	------------------

PARKS MAINTENANCE				
A7110.100			\$64,499	
MEO	60%	\$64,499		\$64,499
A7110.101			\$2,000	
Overtime		\$2,000		\$2,000
A7110.102			\$0	
Summer Laborers (Part Time)		\$0		\$0
A7110.104			\$0	
Longevity		\$0		\$0
TOTAL A7110.1			\$66,499	\$66,499

RECREATION				
A7140.100			\$25,000	
Supt. of Recreation, P/T	1	\$25,000		\$25,000
TOTAL A7140.1			\$25,000	\$25,000

SWIMMING POOLS				
A7180.100			\$56,000	
Director/Guards, etc.		\$56,000		\$56,000
TOTAL A7180.1			\$56,000	\$56,000

2023-2024 SALARY SCHEDULE

Department/Line Item	Positions	Compensation	Line Item Total	Annual Appropriation
ADULT RECREATION				
A7620.100			\$12,000	
Coordinator		\$12,000		\$12,000
TOTAL A7620.1			\$12,000	\$12,000

SUMMER CAMP				
A7989.100			\$100,000	
Director/Counselors		\$100,000		\$100,000
TOTAL A7989.1			\$100,000	\$100,000

TOTAL PARKS AND RECREATION				\$259,499
-----------------------------------	--	--	--	------------------

ZONING BOARD				
A8010.100			\$10,200	
Board Members	5	\$10,200		\$10,200
A8010.102			\$2,500	
Clerical/Minutes	1	\$2,500		\$2,500
TOTAL A8010.1			\$12,700	\$12,700

PLANNING BOARD				
A8020.100			\$11,200	
Board Members	5	\$11,200		\$11,200
A8020.102			\$4,000	
Clerical/Minutes	1	\$4,000		\$4,000
TOTAL A8020.1			\$15,200	\$15,200

WASTEWATER COLLECTING SYSTEM				
A8120.100			\$26,875	
Motor Equip. Operator	25%	\$26,875		\$26,875
A8120.101				
Overtime		0	\$0	\$0
TOTAL A8120.1			\$26,875	\$26,875

2023-2024 SALARY SCHEDULE

Department/Line Item	Positions	Compensation	Line Item Total	Annual Appropriation
WASTEWATER TREATMENT AND DISPOSAL				
A8130.100			\$100,624	
Motor Equip. Operator	75%	\$80,624		\$80,624
Laborer	40%	\$20,000		\$20,000
A8130.101			\$60,000	
Overtime		60,000		\$60,000
A8130.103			\$6,000	
Summer help		6,000		\$6,000
A8130.104			\$1,300	
Longevity		1,300		\$1,300
TOTAL A8130.1			\$167,924	\$167,924

SANITATION				
A8160.100			\$212,498	
Motor Equip. Operator	1	\$107,498		\$107,498
Laborer	1	\$50,000		\$50,000
Laborer	1	\$55,000		\$55,000
A8160.101			\$2,000	
Overtime		\$2,000		\$2,000
A8160.104			\$1,300	
Longevity		\$1,300		\$1,300
TOTAL A8160.1			\$215,798	\$215,798

STREET CLEANING				
A8170.100			\$0	
MEO	0	\$0		\$0
A8170.101			\$0	
Overtime		\$0		\$0
A8170.104			\$0	
Longevity		\$0		\$0
TOTAL A8170.1			\$0	\$0

2023-2024 SALARY SCHEDULE

Department/Line Item	Positions	Compensation	Line Item Total	Annual Appropriation
SHADE TREES				
A8560.103			\$0	
Overtime		\$0		\$0
TOTAL A8560.1			\$0	\$0
TOTAL HOME AND COMMUNITY SERVICES				\$438,496
TOTAL PERSONNEL SERVICES - GENERAL FUND				\$2,767,559

2023-2024 SALARY SCHEDULE

Department/Line Item	Positions	Compensation	Line Item Total	Annual Appropriation
WATER FUND				
Water Administration 8310				
W8310.100			\$0	\$0
Staff	1	\$0		
TOTAL W8310.1			\$0	\$0
Water Transmission & Distribution				
W8340.100			\$107,566	\$107,566
MEO	1	\$107,566		
W8340.103			\$3,600	\$3,600
Overtime		\$3,600		
W8340.104			\$700	\$700
Longevity		\$700		
TOTAL W8340.1			\$111,866	\$111,866
TOTAL PERSONNEL SERVICES - WATER FUND				\$111,866