



VILLAGE OF BUCHANAN, NEW YORK
2024-2025 TENTATIVE BUDGET

Prepared by:

The Office of the Village Administrator and the Department of Finance

Marcus Serrano, Village Administrator

Cynthia Kempter, Clerk/Treasurer



OFFICE OF THE VILLAGE ADMINISTRATOR
VILLAGE OF BUCHANAN

Honorable Mayor Knickerbocker and Village Board:

I am presenting, for your consideration and review, the tentative fiscal year 2024-2025 operating budget. After a good year last year, I am sorry to say that we must increase taxes again. This tentative budget reflects a tax increase due to the decrease in cessation funding, decrease in other revenues, increase in salary/benefits for the Police officers, increase in debt service for the 2024 bond and decrease in transfer from the Water Fund. The decrease in transfer from the Water Fund continues, to reduce the subsidy from the Water Fund. This act removes the dependence of the General Fund from the Water Fund. This is a matter that I was concerned about since I started working for the Village. My goal was to remove this dependence. I was assured that my concern was valid by Standard and Poor's (S&P) during our rating call. The main reasons for the increase for the 2024-25 fiscal year, as listed above, are due to the decrease in the cessation fund, decrease other revenue, increase in Police appropriations as well as other appropriations. The issue and concern I have is that the trend for the cessation fund will continue to decrease for the next three years and then we will see a substantial increase in taxes in year four. As stated in my 2023-2024 message, we will have substantial issues starting in the 2026-27 fiscal year unless there is a new PILOT with Holtec, as well as other decisions made to increase our tax base in a meaningful way.

This document will provide some background on my tentative budget as well as provide some forecasting of what we will be facing in the coming years. I pride myself on being open and providing the Board and public information, not just for the budget in question, but what the Village will be facing due to the closure of Indian Point. I am looking forward to our Public Hearing and meetings to review operating requests for the benefit of the taxpayers. The Final Budget for the 2024-2025 fiscal year must be officially adopted by the Board by May 1, 2024. This message will provide information describing the operating revenues and appropriations for the General and Water funds.

The Tentative increase in the tax rate for the 2024-2025 budget year is 5.34%. The increase would have been 5.90% if it was not for the increase in taxable value due to building permits issued by the Building Department. I was hoping that we could have seen a lower increase, however but due to the decrease in the cessation funding, Police appropriations, other expenditure increases, reduction in other revenues which are beyond our control and to continue to provide the services to our residents we had to increase the taxes. We have a fiduciary responsibility to provide the services to our residents that they deserve and, to do so, there must be an increase in tax revenue. We will continue to face financial impacts due to the closure of Indian Point, increases in appropriations and volatile revenues. The most important issue we will be facing is the decrease of both the PILOT from Holtec and the Cessation Mitigation Program.

I strive to provide as much information and detail as possible in my tentative budget. You will find detailed information in this document. To provide the Board and public further information, I will be providing a summary of results and analysis at the Village Board Work Shop on March 26, 2024 as well as the Public Hearing on April 3, 2024. This presentation will provide trends on revenues and appropriations as well as the future impacts from the reduction of the PILOT from Holtec and the Cessation Mitigation Program.

I have reviewed all line items to provide a financial plan that is sustainable. Please keep in mind that this document is a forecast with several assumptions. This is a working document that is flexible.



OFFICE OF THE VILLAGE ADMINISTRATOR
VILLAGE OF BUCHANAN

Our taxable value has increased slightly. In my professional opinion, the Village must increase its taxable value to lessen the financial impact on our residents. If not, we will see substantial increases in taxes within two years. We have seen another year with a decrease in the equalization rate. With this decrease, we have a few tax certioraris and possible small claims that may reduce the taxable value. This would create additional pressure on the tax rate as well produce refunds. I will provide additional information regarding the taxable value later in this budget message.

I have reviewed every single line item and discussed them with the department heads to come to a budget that what we believe we need for the next fiscal year. This tentative budget includes all salary increases for Police and Teamster members.

Overall, revenues remain the same as last year. Last year we did see a decrease in NYS retirement contributions, but this year I had to project a small increase due to the increase in Police retirement contribution. We did see a second year decrease in our Workers Compensation premium. Regarding medical insurance, I have projected an increase due to the increase in premium.

As stated above, my biggest concerns are the PILOT from Holtec, reduction in Cessation funding, decrease in other revenues or remaining stagnant and increased appropriations. I believe that if it was not for the PILOT and Cessation Fund, there would be moderate tax rate increases but due to these unknowns, we may see substantial increases in your future. As I stated in my message from last year, we had some positive indications last year but they have reversed. These items are beyond our control and they must to be funded.

ASSESSMENT ROLL

The taxable value in the Assessment Roll for the 2024-2025 budget year is \$7,080,912 which represents a small increase of .58% versus last year's Assessment Roll of \$7,040,216. The main reason for the increase was due to increase in special franchises and building permit throughout the Village. This is an item that must be monitored. Using the 2023-2024 Village Tax rate, the change in assessed value represents a \$25,495.64 increase in tax dollars. Grievances have been filed and we may see tax refunds as well as a reduction in our tax base unless we see any new development.

A positive item here is that two developments have been recently approved. If the taxable assessment comes in as expected, we will see a positive impact throughout taxable value as well as positive tax revenue. However, please be aware this may not materialize for year or two.

APPROPRIATIONS

Appropriations increased over the 2023-2024 Adopted Budget. This was mainly due to increase in police appropriations (police salary and benefits), increase in overall benefits and an increase in debt service due to the anticipated 2024 bond. I carefully reviewed each line item with the Department Heads and staff, in an attempt toward keeping appropriations as low as possible for the 2024-2025 fiscal year, without negatively impacting Village services and day-to-day operations.

The following is a list of the General Fund expenditure items which have the largest impact on the tentative budget (greater than \$5,000). In addition, you will find some reclassification/addition of departments. I



OFFICE OF THE VILLAGE ADMINISTRATOR
VILLAGE OF BUCHANAN

recommend these changes to some department categories to provide the Board and public more transparency.

Major changes to Expenditure Forecasts:

- Increase, Administrator, Personnel Services of \$6,717.
 - To reflect increase in compensation for the Administrator.
- Increase, Auditor, Contract of \$5,000
 - To reflect increase in services.
- Increase, Treasurer, Personnel Services of \$23,753.
 - To reflect increase in compensation for staff.
- Decrease, Treasurer, equipment of \$5000.
 - Based on historical actual expenditures.
- Decrease, Law, Personnel Services of \$5,000.
 - To reallocate prosecutor to the contractual line.
- Increase in Law, Other Appropriations of \$20,000.
 - To reflect increase in Special Counsel and reallocation of prosecutor.
- Decrease Public Buildings, part-time of \$5,000.
 - Based on historical actual expenditures.
- Decrease in Public Buildings, repairs of \$5,000.
 - Based on historical actual expenditures.
- Decrease in Central Garage, repairs of \$5,000.
 - Based on historical actual expenditures.
- Decrease in central telephone/Internet of 10,000.
 - Based on historical actual expenditures.
- Increase in Unallocated Insurance of \$5,700.
 - Based on renewal of all policies
- Decrease in Contingency of \$100,000.
 - To reflect overall contingency and potential liabilities.
- Increase in Police, Personnel Services of \$90,273.
 - To reflect salary increases.
- Increase in Police, Holiday Pay of \$5,208.
 - To reflect increase and salary.
- Increase in Fire Department, Other appropriations of \$18,903.
 - To reflect overall request from the Fire Department.
- Increase in Safety Inspection, Personnel Services of \$13,347.
 - To reflect increase in compensation for the staff.
- Increase in Street Administration, Out of Title of \$18,000.
 - To reflect cost of coverage for out of title pay in the absence of the General Foreman.
- Increase in Street Maintenance, Personnel Services of \$9,142.
 - To reflect actual staff and increase salary.
- Increase in Street Maintenance, summer help of \$5,000.
 - Based on actual expenditures.
- Increase in Street Maintenance, repairs of \$5,000.
 - Based on actual expenditures.



OFFICE OF THE VILLAGE ADMINISTRATOR
VILLAGE OF BUCHANAN

- Decrease in Street Lighting, other appropriations of \$5,000.
 - Based on actual expenditures due to conversion to LED.
- Decrease in Sewer Collection System, repairs of \$15,000.
 - Based on historical actual expenditures.
- Decrease in Sewer treatment and disposal, Overtime of \$5,000
 - Based on historical actual expenditures.
- Decrease in Sewer treatment and disposal, equipment of \$12,000
 - Based on historical actual expenditures.
- Decrease in Sewer treatment and disposal, Sludge removal of \$5,000
 - Based on historical actual expenditures and improvements in processing.
- Increase in Sanitation, Personnel Services of \$10,187.
 - To reflect actual staff and increase salary.
- Decrease in NYS Retirement, employees of \$7,338.
 - Based on rates provided by the State and Personnel estimated costs.
- Increase in NYS Retirement, police of \$34,352.
 - Based on rates provided by the State and Personnel estimated costs.
- Increase Social Security and Medicare of \$14,403.
 - Related to increasing salaries.
- Decrease in Workers Compensation insurance of \$20,000
 - Based on premium renewal. Second year and overall decrease.
- Increase medical insurance of \$115,308
 - Based on increase in rates.
- Increase in Dental Insurance of \$8,983.
 - Based on premium renewal.
- Increase Bond Principal of \$55,000
 - To reflect actual expenditures as well as 2024 bond.
- Increase Bond Interest of \$21,000
 - To reflect actual expenditures as well as 2024 bond
- Decrease in Bond Anticipation Note (BAN) principal of \$10,000
 - To reflect actual expenditures.
- Decrease in Bond Anticipation Note (BAN) interest of \$6,000.
 - To reflect actual expenditures.



OFFICE OF THE VILLAGE ADMINISTRATOR
VILLAGE OF BUCHANAN

Summary Comparison of Appropriations by Category

Governmental Function of the Proposed Appropriation Increases	Adopted 2023-2024	Tentative 2024-25	Increase/ Decrease
General Government Support	1,860,273	1,786,447	(73,826)
Public Safety	1,506,819	1,638,225	131,406
Health	2,500	2,500	-0-
Transportation	535,669	571,229	35,560
Economic Assistance	3,000	3,000	-0-
Culture & Recreation	429,100	431,812	2,712
Home and Community Services	1,089,922	1,063,795	(26,127)
Employee Benefits	1,967,201	2,094,207	127,006
Debt Service Payments	245,000	305,000	60,000
Transfers	350,000	350,000	-0-
Total	7,989,487	8,246,215	256,800

REVENUES

Property taxes account for 57% of all Village revenues. The tentative budget has an increase in property taxes of 5.34% from last year. This increase is due to the decrease in Cessation funding, decrease in other revenues, increase in salary/benefits for the Police officers, increase in debt service for the 2024 bond and decrease in transfer from the Water Fund. Income from sales tax provides another 5.46%, while departmental income accounts for 9%, and mortgage tax account for .8%. We are and will continue to be impacted by the closure of Indian Point. Even though the Village and Holtec reached an agreement on a PILOT, it decreases every year and terminates at the end of the 2025-26 fiscal year. The last year also reflects a decrease in the PILOT payment of \$200,000. A source of funds has been provided by the State called Cessation Mitigation Fund but it also decreases every year and it terminates at the end of the 2027-28 fiscal year. My projections were made considering both the current economic environment and actual historical amounts received during prior budgets. Based on this review, I have provided some recommendations for certain revenue accounts as explained later in this message.

I am happy to report the Village Board adopted a fund balance policy. This provides a guideline where the Village Board should try to keep the fund balance at a level to protect the Village and the taxpayers from any substantial emergencies or financial circumstances that were not foreseen. The added benefit of having a fund balance policy is that it may assist in acquiring a lower interest rate when the Village decides to go to the market for financing. The rating agencies look upon this favorably for debt rating.

As stated above, my overall concern is that we may see an increasing in the tax rate in the range above nine percent in fiscal year 2025-2026 and higher in future years due to the decrease in the PILOT and Cessation Funding. I have mentioned in my prior Budget message, and we have discussed, we will be facing substantial increase in taxes for the foreseeable future due to the loss of revenue from the closure of Indian Point. This is something the Board will have to deliberate. The possible good news is if we do see the



OFFICE OF THE VILLAGE ADMINISTRATOR
VILLAGE OF BUCHANAN

development of the two projects recently approved, their tax impact may reduce a portion of the tax rate increases for the 2025-2026 fiscal year but there will still be a substantial impact in year 2026-2027.

The following is a list of the General Fund revenue items which have the largest impact on the tentative budget (greater than \$5,000). Please see a summary of my recommendations with respect to revenues below.

Major changes to Revenue Forecasts:

- Decrease in PILOT of \$100,000
 - This is based on the agreement with Holtec which will continue reducing each year.
- Increase Sales Tax of \$30,000
 - Based on historical actual expenditures.
- Increase in Gross Receipts Tax of \$5,000.
 - Based on historical actual revenue.
- Increase in payment from Holtec of \$100,00.
 - This is based on the agreement with Holtec which will increase in the 2024-25 fiscal year, reduce in the 2025-26 fiscal year and end.
- Decrease in Recreation Fees-Day camp of \$35,000
 - Based on historical actual revenue.
- Increase in Sewer service change flow of \$30,000
 - Based on historical actual revenue.
- Increase in Interest Earnings of \$45,000
 - Based on historical actual revenue and additional investment opportunities.
- Increase in Building Permits of \$30,000.
 - Based on the substantial work performed by the building department.
- Increase in Bail and fines of \$25,000.
 - Based on the Court Clerk being more efficient at collecting overdue fines.
- Increasing State aid of \$17,000.
 - Based on historical actual revenue.
- Increase in Mortgage Tax of \$10,000.
 - Based on historical actual revenue.
- Decrease in Cessation grant \$116,471
 - This is based the estimated grant being approved and funds availability.
- Decrease in transfer from Water of \$50,000
 - To remove dependencies from Water Fund.



OFFICE OF THE VILLAGE ADMINISTRATOR
VILLAGE OF BUCHANAN

Summary Comparison of Revenues by Category

Governmental Function of the Proposed Revenue Increases	Adopted 2022-2023	Tentative 2023-2024	Increase/Decrease
Other Property Tax Items	1,110,000	1,012,000	(98,000)
Non-Property Tax Items	535,000	573,000	38,000
Departmental Income	649,800	740,800	91,000
Intergovernmental Charges	20,000	20,000	-0-
Use of Money and Property	25,000	70,000	45,000
Sale of Licenses and Permits	33,250	63,250	30,000
Fines and Forfeitures	25,000	50,000	25,000
Sale of Prop./Compensation for Loss	10,000	10,000	-0-
Miscellaneous	12,000	15,000	3,000
Interfund Charges	0	0	-0-
State Aid, Cessation grant	1,058,830	969,359	(89,471)
Federal Aid	0	0	-0-
Transfers In	100,000	50,000	(50,000)
Appropriated Fund Balance	0	0	-0-
Real Property Taxes	4,410,602	4,672,875	262,813
Total	7,989,482	8,246,284	(256,802)

Overall, we had an increase in appropriations of \$256,800 and a reduction in revenues of \$5,471. This increase in appropriations and reduction in revenues is offset by an increase in real property taxes of \$262,813. Summaries and comparisons of revenues by category can be found in this budget document.

TAX RATE

Overall, appropriations in the General Fund have increased by \$256,800 or 3.11%, primarily due to the items mentioned above. The budget that I am presenting for the Village Board consideration is a total property tax levy of \$4,672,875. The proposed tax rate for the 2024-2025 fiscal year is \$659.93, per \$1,000 of assessed valuation, or a 5.34% increase over last year. For example, a home assessed at the average assessment of \$4,393, with a market value of \$294,832, would pay an additional **\$146.88** for the year or **\$12.24** per month.

TAX CAP

As you are aware, the State passed what they call a “Tax Cap” nine years ago. This is really a Tax Levy Cap. The Tax Cap rate is calculated by computing the difference between the prior year’s tax levy against the new tax levy. The cap is set at 2% or at the Consumer Price Index (CPI), whichever is lower. The State has determined that the cap for this budget year is 2.00%. The State determined that in this calculation you may exempt certain appropriations, allowable increases in growth and a carry over. The loss of revenue from Indian Point is not an allowable exemption under the law. Based on this tentative budget, we will not meet the cap for this year. Please see below for additional information.



OFFICE OF THE VILLAGE ADMINISTRATOR
VILLAGE OF BUCHANAN

FINANCIAL PLAN

This Tentative Budget is presented as a starting point for informed policy making decisions. I have detailed some of the major items in this Tentative 2024-2025 Budget, including some assumptions for your consideration:

Potential Risks and/or Changes to Future Appropriations and Revenues:

- We currently have contracts with the PBA. All impacts to the taxes have been incorporated into this tentative budget. There will be additional increases that the Village will have to budget for that will produce tax increases. The PBA contract will expire in May of 2025.
- We currently have contracts with the Teamster. All impacts to the taxes have been incorporated into this tentative budget. There are required increases that the Village will have to budget for that will produce tax increases. The Teamster contract will expire in May of 2027.
- Nine years ago, the New York State Retirement system modified the system by creating new tiers. This has provided for a stabilization or minimal increase in the retirement rates. The State predicted this in their review of the retirement rates. The State works on a five-year lag; therefore, they were able to provide good assumptions for the proposed new retirement rates. As stated above, the State created a new tier for new employees in 2012. This new tier requires contributions from the employees for a much longer term, longer terms of service, and limits the amount of overtime that may be included for the calculation of the retirement benefit. This has proven to create much lower retirement rate contributions for all municipalities. This is a very good indicator that the retirement rates should be stable for some time. In fact, we have already seen a reduction in the contribution rate based on the changes the State has put in place. The State has approved a totally different retirement plan. This plan is based on a defined contribution plan versus the current defined benefit plan. The issue with this new plan is that it is an option, offered to only non-union employees and income must be above \$75,000. If the State determines to make this a mandatory plan to all new employees, there could be substantial savings. We have yet to see anyone choose this option. Even though there were positive indicators in the past and anticipated lower rates for this year, as stated above there is a five-year lag and the full impacts due to the pandemic will not be felt for a year or more. Due to the items mentioned above we did see a stabilization of contributions but it seems that this leveling off contributions will not continue.
- This year's tax roll had a small increase. This is the second year in a row. These increases were due to the Building Department work. I am concerned that we will be facing tax certioraris that will decrease our taxable value. This is due to the reduction of the equalization rate this could create the potential for SCARs and tax certioraris. We should keep a close eye on this item in the coming years. I do not believe that we will see other revenues increasing, coupled with the potential increasing appropriations, infrastructure requirements, we must discuss other potential options to offset these increases and reduction. I would like to work with the Board to determine if there are other avenues for increasing revenues to offset the increase in appropriations, level revenues and the potential decrease in taxable value. The good news here is that the we have two new



OFFICE OF THE VILLAGE ADMINISTRATOR
VILLAGE OF BUCHANAN

developments that will increase our taxable value. This is a great first step, but the impact due to the reduction of the PILOT and Cessation Funding the impact will be substantial.

PILOT and Cessation Mitigation Fund

- I believe that the most important issue that we will be facing is the PILOT with Holtec and the Cessation Fund, as I have stated before. The Village and Holtec reached a 4-year agreement two years ago. With this tentative budget, we will be in the third year of the agreement. The Cessation Mitigation Fund is a seven-year program. With this tentative budget it will be in the fourth year of the program. The issue I see is the termination of the PILOT. Under the agreement the fourth year is an option as well as a reduction in payment. This creates more uncertainty. My concern is that we will be facing substantial increases in taxes beginning in the 2026-27 fiscal year. Without a new agreement, I recommended last year that the Board consider increasing taxes in preparation of the loss. I wanted to be proactive and transparent on this issue. Based on my calculations, I recommended to the Board to consider increasing taxes by a certain percentage starting last fiscal year. The proposed increase would have to be added to every fiscal year until the 2030-31 fiscal year. This is due to the overall loss of the PILOT and reduction of Cessation Fund starting in the 2026-27 fiscal year. After a lot of discussion, the Board decided not to proceed with my recommendations. The Board believed that a new PILOT could be accomplished before the 2025-2026 fiscal year. Negotiations are ongoing. Please see a summary of the loss of revenue due to current reduction of the PILOT and Cessation Fund.
 - 2025-26 fiscal year, loss of \$ 336,471.
 - 2026-27 fiscal year, loss of \$1,116,472.
 - 2027-28 fiscal year, loss of \$ 276,472.
 - 2028-29 fiscal year, loss of \$ 552,943.

I have also attached a chart to reflect the impact of this issue. See Schedule A.

Capital Projects

- I would like to plan a meeting with the Board and all department heads to review and discuss the five-year capital program. The Board will have to determine the priority and how we may fund the programs. Some of these projects may have to be funded by appropriations or debt service. The projects that are concerning are wastewater projects and water. Two items that we should discuss are: \$350,000 to replace a wastewater line on Route 9A and the planning of replacing water meters and access points.

Water Fund

- The Water Fund is a self-sustaining fund. It raises its own revenue to cover its expenses. As we have discussed, the Water Fund has been subsidizing the General Fund for many years. My tentative budget almost ends this subsidy. The major expense in this fund is the purchase of water from Montrose and the City of Peekskill. Indian Point was the largest user of water. In my message of last year, I provided detail information regarding the impact of Entergy and Holtec water usage.



OFFICE OF THE VILLAGE ADMINISTRATOR
VILLAGE OF BUCHANAN

Now that we resolved the issues with Holtec we can now better determine what the water rates should be for this tentative budget. We also changed the billing cycle for all water customers from biannually and monthly to quarterly. This change in process provided a benefit to our customers. In addition to changing the billing cycle and having the actual usage, we adopted two rate structures: One for most users and one for the industrial. I am recommending no change to the residential but a small change to the first tier of the commercial rate. A major item we have to plan for is the replacement of the water meters/access points. The current estimated cost is \$450,000. As time passes this cost will increase. These units have an end of life that will make the readings not accurate. They will start reporting lower than actual usage that will negatively affect revenue and false information to the customers. According to the manufacturer this will start within the next four years. To avoid this situation, we must start placing funds aside to avoid a larger increase in the water rates or having to take out debt. This proactive process will allow to spread the financial impact over time. We may be able to start this process by the end of the 2024-2025 fiscal year.

Please see the current rate table below, reflecting no increase to the residential, but a small change to the first tier of the commercial rate:

	Current Rates	Current Rates	Proposed Rates
Rate Table	Residential Cost	Commercial Cost	Commercial Cost
1st 1,000 cf (min. charge)	\$25.00	\$25.00	\$55.00
Next 14,000 cf	\$8.09	\$10.09	\$10.09
Next 10,000 cf	\$10.90	\$12.90	\$12.90
Over 25,000 cf	\$12.78	\$14.78	\$14.78

Debt Service Fund:

- This fund is used to account for the payment of interest and principal on all debt service.

Summary:

In summary, I am providing a Tentative Budget that reflects the current requirements of the Village. As mentioned in multiple messages, we will be facing considerable tax rate increases due to the loss of the PILOT with Holtec and the Cessation Fund. This is an important aspect for the Village Board to consider. My tentative budget reflects an increase in taxes due to the items listed but my concern is future fiscal years tax increases. Unless there is a new PILOT and/or the 60 acres are released and developed, we will be facing a major financial issue in a few years. Regarding the water rates I am recommending no change to the residential but a small change to the first tier of the commercial rate. The Village Board will have to make some difficult decisions again to determine how they will like to handle the PILOT and Cessation Fund losses.

In closing, as I have always stated in the past, I would like to thank Cindy, Sharon, Keith, all Department Heads and Village staff, not only for their hard work and dedication daily, but for their contributions in



OFFICE OF THE VILLAGE ADMINISTRATOR
VILLAGE OF BUCHANAN

assisting me during the budget process. We continue to have difficult years and will continue to face financial difficulty for years to come.

It has been a pleasure working with Cindy, Sharon, and Keith in the office. They go above and beyond and are always willing and able to help in any way. I am very proud and honored to work with a staff that cares so much about the Village.

I want to thank all the dedicated employees who are willing to do whatever it takes to make the Village a wonderful place to live and work. I also want to thank the Boards and volunteer groups with which I have the pleasure of working with and the residents that I have the pleasure of serving.

Last, but not least, I would also like to extend a special thank you to the Village Board for providing me with the opportunity and honor to work for the Village.

Respectfully submitted,

A handwritten signature in cursive script, appearing to read "Marcus Serrano".

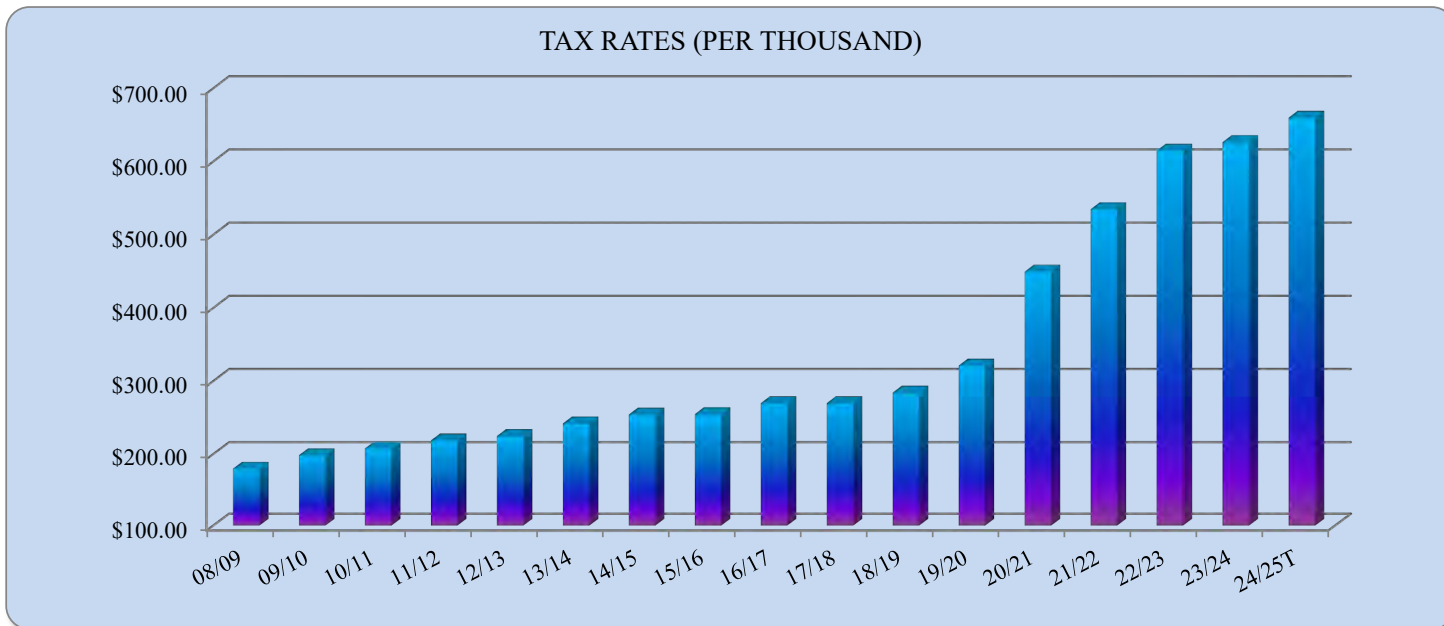
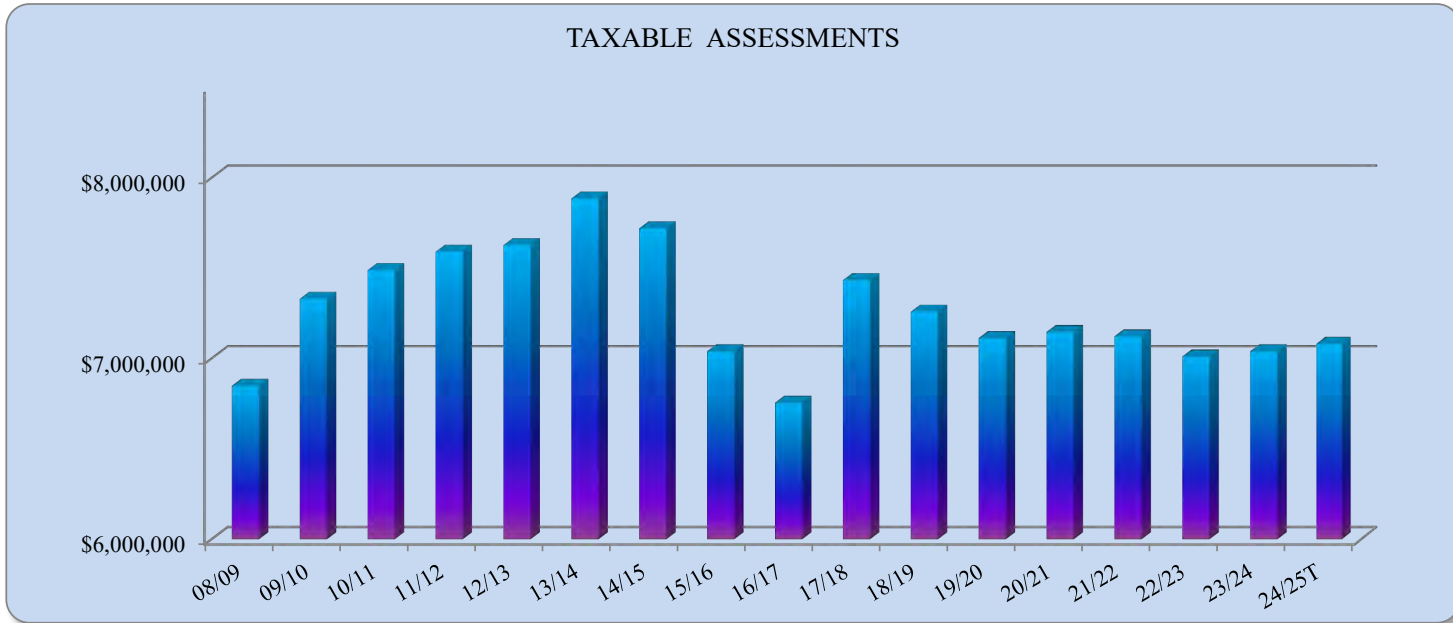
Marcus Serrano
Village Administrator
March 26, 2024

SUMMARY OF BUDGET - OPERATING FUNDS

	GENERAL FUND	WATER FUND	TOTAL
APPROPRIATIONS	\$7,896,284	\$1,691,751	\$9,588,035
TRANSFERS OUT	\$350,000	\$100,000	\$450,000
TOTAL APPROPRIATIONS	\$8,246,284	\$1,791,751	\$10,038,035
ESTIMATED REVENUES	\$3,573,409	\$53,000	\$3,626,409
APPROPRIATED FUND BALANCE	\$0	\$0	\$0
TOTAL ESTIMATED REVENUE AND OTHER SOURCES	\$3,573,409	\$53,000	\$3,626,409
REAL PROPERTY TAX LEVY & METERED WATER SALES	\$4,672,875	\$1,738,751	\$6,411,626

TOTAL TAXABLE ASSESSMENT 2023/2024	\$7,040,216
2023/2024 Tax Levy	\$4,410,602
2023/2024 Tax Rate	\$626.49
2023/2024 Tax percentage increase	1.91%
TOTAL TAXABLE ASSESSMENT 2024/2025	
2024/2025 Tentative Tax Levy	\$4,672,875
Tax Levy Increase	\$262,273
2024/2025 Tentative Tax Rate	\$659.93
2024/2025 Tentative Tax Rate Increase	\$33.44
2024/2025 Tentative Tax percentage increase	5.34%
Average Tax increase	\$146.88
Average Tax increase per month	\$12.24

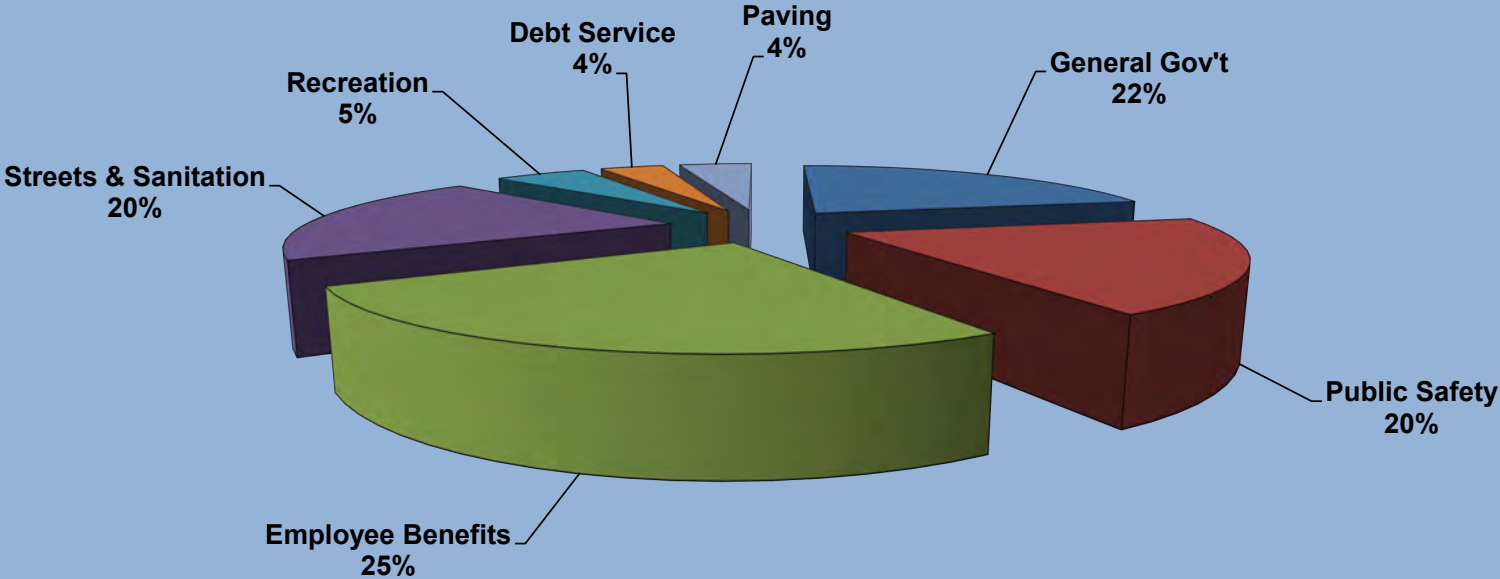
SCHEDULE OF TAXABLE VALUATIONS AND TAX RATES



	Actual 2020/2021	Actual 2021/2022	Actual 2022/2023	Adopted Budget 2023/2024	Budget as Amended 2023/2024	Actual Expended thru 3/08/2024	Department Requests 2024/2025	Tentative Budget 2024/2025	Adopted Budget 2024/2025
SUMMARY OF EXPENDITURES AND TRANSFERS									
GENERAL FUND									
GENERAL GOVT. SUPPORT	1,094,712	1,549,541	1,101,627	1,860,273	1,861,748	879,444	1,786,447	1,786,447	1,786,447
PUBLIC SAFETY	1,435,616	1,438,642	1,494,288	1,506,819	1,514,791	1,243,052	1,638,225	1,638,225	1,638,225
HEALTH	2,500	0	0	2,500	2,500	0	2,500	2,500	2,500
TRANSPORTATION	485,325	718,411	629,663	535,669	564,010	409,335	571,299	571,299	571,299
ECONOMIC ASSISTANCE	2,850	2,850	2,850	3,000	3,000	3,250	3,000	3,000	3,000
CULTURE AND RECREATION	122,930	372,544	377,043	429,100	432,725	314,009	431,812	431,812	431,812
HOME AND COMMUNITY SVCS.	834,942	843,014	943,206	1,089,922	1,103,834	775,576	1,063,795	1,063,795	1,063,795
EMPLOYEE BENEFITS	1,644,123	1,685,167	1,832,052	1,967,201	1,967,201	1,531,912	2,094,207	2,094,207	2,094,207
DEBT SERVICE	191,654	152,483	280,954	245,000	245,000	258,663	305,000	305,000	305,000
SUB-TOTAL EXPENDITURES	5,814,652	6,762,652	6,661,683	7,639,484	7,694,810	5,415,241	7,896,284	7,896,284	7,896,284
INTERFUND TRANSFERS									
RESERVE FUND	135,000	0	0	0	0	0	0	0	0
CAPITAL FUND	693,696	1,104,784	1,080,000	350,000	350,000	350,000	350,000	350,000	350,000
TOTAL TRANSFERS	828,696	1,104,784	1,080,000	350,000	350,000	350,000	350,000	350,000	350,000
TOTAL GENERAL FUND EXPENDITURES	6,643,348	7,867,436	7,741,683	7,989,484	8,044,810	5,765,241	8,246,284	8,246,284	8,246,284
WATER FUND									
HOME AND COMMUNITY SVCS.	2,984,715	2,602,184	1,343,849	1,361,541	1,387,882	1,076,415	1,620,942	1,620,942	1,620,942
EMPLOYEE BENEFITS	31,250	74,487	48,470	67,510	67,510	5,522	70,809	70,809	70,809
DEBT SERVICE		0	0	0	0	0	0	0	0
SUB-TOTAL EXPENDITURES	3,015,965	2,676,671	1,392,319	1,429,051	1,455,392	1,081,937	1,691,751	1,691,751	1,691,751
INTERFUND TRANSFERS									
GENERAL FUND	0	0	380,000	100,000	100,000	0	100,000	100,000	100,000
TOTAL WATER FUND EXPENDITURES	3,015,965	2,676,671	1,772,319	1,529,051	1,555,392	1,081,937	1,791,751	1,791,751	1,791,751
TOTAL DEBT FUND EXPENDITURES	203,521	157,895	281,454	251,000	251,000	259,163	305,000	305,000	305,000

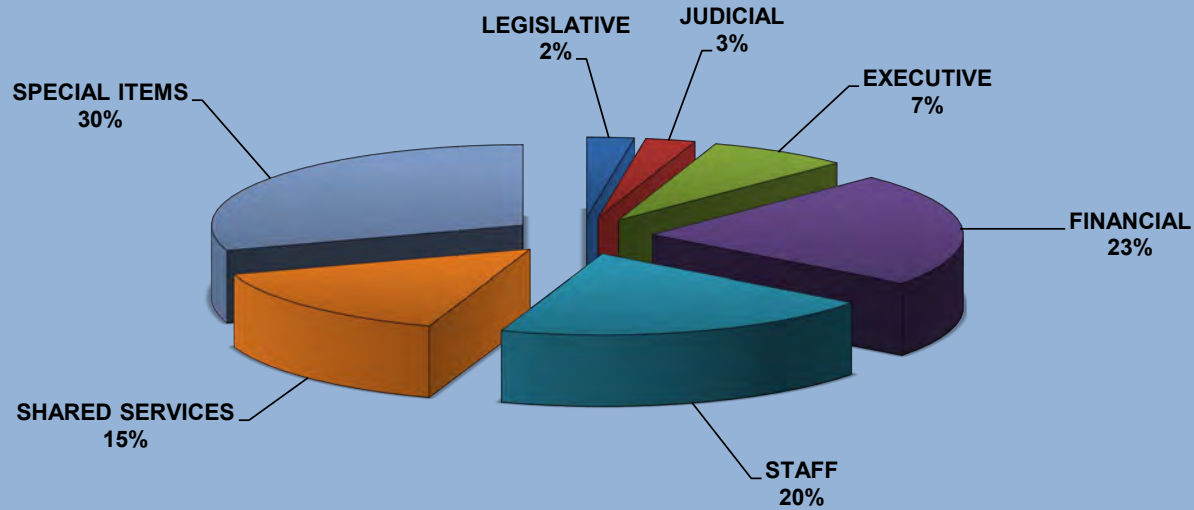
	Actual 2020/2021	Actual 2021/2022	Actual 2022/2023	Adopted Budget 2023/2024	Budget as Amended 2023/2024	Actual Received thru 3/08/2024	Department Requests 2024/2025	Tentative Budget 2024/2025	Adopted Budget 2024/2025
SUMMARY OF REVENUES AND OTHER SOURCES									
GENERAL FUND									
REAL PROPERTY TAX	3,205,612	3,763,358	4,325,107	4,410,602	4,410,602	4,410,625	4,672,875	4,672,875	4,672,875
OTHER PROPERTY TAX ITEMS	2,499,460	1,800,615	1,213,098	1,110,000	1,110,000	1,126,970	1,012,000	1,012,000	1,012,000
NON PROPERTY TAX ITEMS	662,538	674,619	734,066	535,000	535,000	370,208	573,000	573,000	573,000
DEPARTMENTAL INCOME	575,480	383,062	576,368	649,800	649,800	522,699	740,800	740,800	740,800
INTERGOVERNMENTAL CHARGES	11,366	9,403	25,507	20,000	20,000	880	20,000	20,000	20,000
USE OF MONEY AND PROPERTY	18,697	10,701	169,805	25,000	25,000	221,173	70,000	70,000	70,000
SALE OF LICENSES AND PERMITS	40,458	136,496	82,963	33,250	33,250	47,276	63,250	63,250	63,250
FINES AND FORFEITURES	8,229	58,207	101,267	25,000	25,000	34,938	50,000	50,000	50,000
COMPENSATION FOR LOSSES	19,617	92,972	4,223	10,000	10,000	26,349	10,000	10,000	10,000
MISCELLANEOUS	21,150	139,980	45,446	12,000	12,000	63,303	15,000	15,000	15,000
STATE AID	84,856	1,170,791	1,375,494	1,058,830	1,058,830	1,059,540	969,359	969,359	969,359
FEDERAL AID	0	104,784	0	0	0	0	0	0	0
TRANSFERS IN	0	86,700	11,903	100,000	100,000	0	50,000	50,000	50,000
GENERAL FUND REVENUES	7,147,463	8,431,688	8,665,246	7,989,482	7,989,482	7,883,962	8,246,284	8,246,284	8,246,284
APPROPRIATED FUND BALANCE	0	0	0	0	0	0	0	0	0
TOTAL GENERAL FUND REVENUE	7,147,463	8,431,688	8,665,246	7,989,482	7,989,482	7,883,962	8,246,284	8,246,284	8,246,284
WATER FUND									
DEPARTMENTAL INCOME	3,297,409	2,657,880	2,489,204	1,527,051	1,527,051	2,609,015	1,766,751	1,766,751	1,766,751
USE OF MONEY AND PROPERTY	174	60	34,811	2,000	2,000	74,097	25,000	25,000	25,000
MISCELLANEOUS	2,693	2,202	13,526	0	0	13,452	0	0	0
WATER FUND REVENUE	3,300,276	2,660,142	2,537,540	1,529,051	1,529,051	2,696,564	1,791,751	1,791,751	1,791,751
APPROPRIATED FUND BALANCE	0	0	0	0	0	0	0	0	0
TOTAL WATER FUND REVENUE	3,300,276	2,660,142	2,537,540	1,529,051	1,529,051	2,696,564	1,791,751	1,791,751	1,791,751
DEBT SERVICE FUND									
INTERFUND TRANSFERS	203,521	157,895	281,454	251,000	251,000	259,163	305,000	305,000	305,000
APPROPRIATED FUND BALANCE	0	0	0	0	0	0	0	0	0
TOTAL DEBT SERVICE FUND	203,521	157,895	281,454	251,000	251,000	259,163	305,000	305,000	305,000

**2024/2025
DISTRIBUTION OF EXPENDITURES**



	Actual 2020/2021	Actual 2021/2022	Actual 2022/2023	Adopted Budget 2023/2024	Budget as Amended 2023/2024	Actual Expended thru 3/08/2024	Department Requests 2024/2025	Tentative Budget 2024/2025	Adopted Budget 2024/2025
SUMMARY OF EXPENDITURES									
GENERAL GOVERNMENT SUPPORT									
LEGISLATIVE	102,370	41,971	51,980	44,000	44,000	29,057	44,000	44,000	44,000
JUDICIAL	40,405	38,620	39,962	45,925	45,925	32,836	46,425	46,425	46,425
EXECUTIVE	110,043	112,137	121,601	122,683	122,683	96,201	131,100	131,100	131,100
FINANCIAL	234,283	292,132	250,814	384,665	384,665	245,770	408,418	408,418	408,418
STAFF	348,407	385,155	323,199	338,500	338,500	246,570	356,804	356,804	356,804
SHARED SERVICES	248,712	390,195	141,768	291,500	292,975	78,339	262,000	262,000	262,000
SPECIAL ITEMS	10,492	289,331	172,303	633,000	633,000	150,673	537,700	537,700	537,700
TOTAL GEN. GOVT. SUPPORT	1,094,712	1,549,541	1,101,627	1,860,273	1,861,748	879,444	1,786,447	1,786,447	1,786,447

2024/2025 General Government Support



EXPENDITURES	Actual 2020/2021	Actual 2021/2022	Actual 2022/2023	Adopted Budget 2023/2024	Budget as Amended 2023/2024	Actual Expended thru 3/08/2024	Department Requests 2024/2025	Tentative Budget 2024/2025	Adopted Budget 2024/2025
GENERAL GOVERNMENT SUPPORT									
LEGISLATIVE									
BOARD OF TRUSTEES									
A1010.100 Personnel Services	24,000	24,000	24,000	24,000	24,000	18,000	24,000	24,000	24,000
A1010.102 Part time	0	0	0	0	0	0	0	0	0
A1010.200 Equipment	0	0	0	0	0	0	0	0	0
A1010.400 Contractual Exp.	78,370	17,971	27,980	20,000	20,000	11,057	20,000	20,000	20,000
TOTAL LEGISLATIVE	102,370	41,971	51,980	44,000	44,000	29,057	44,000	44,000	44,000
Contr. Exp. Detail									
.411 Office Supplies	0	0	0	0	0	0	0	0	0
.440 Legal Adv.	0	0	0	0	0	0	0	0	0
.457 Consultants	0	0	0	0	0	0	0	0	0
.460 Other expenditures	78,370	17,971	27,980	20,000	20,000	11,057	20,000	20,000	20,000
Total	78,370	17,971	27,980	20,000	20,000	11,057	20,000	20,000	20,000
JUDICIAL									
JUSTICE COURT									
A1110.100 Personnel Services	30,125	29,335	31,125	36,925	36,925	27,694	37,425	37,425	37,425
A1110.200 Equipment	0	0	0	0	0	0	0	0	0
A1110.400 Contractual Exp.	10,280	9,285	8,837	9,000	9,000	5,142	9,000	9,000	9,000
TOTAL JUDICIAL	40,405	38,620	39,962	45,925	45,925	32,836	46,425	46,425	46,425
Contr. Exp. Detail									
.410 Insurance	2,610	0	0	0	0	0	0	0	0
.442 Bldg. Maint	0	0	0	0	0	0	0	0	0
.451 Maint Contracts	0	0	0	0	0	0	0	0	0
.456 Steno/Interpreter	0	0	0	0	0	0	0	0	0
.460 Other expenditures	6,247	8,259	8,837	9,000	9,000	5,142	9,000	9,000	9,000
.465 Computer Svcs.	0	0	0	0	0	0	0	0	0
.490 Telephone	1,423	1,026	0	0	0	0	0	0	0
Total	10,280	9,285	8,837	9,000	9,000	5,142	9,000	9,000	9,000

	Actual 2020/2021	Actual 2021/2022	Actual 2022/2023	Adopted Budget 2023/2024	Budget as Amended 2023/2024	Actual Expended thru 3/08/2024	Department Requests 2024/2025	Tentative Budget 2024/2025	Adopted Budget 2024/2025
EXECUTIVE									
MAYOR									
A1210.100 Personnel Services	7,500	7,500	7,500	7,500	7,500	5,625	7,500	7,500	7,500
A1210.200 Equipment	0	0	0	0	0	0	0	0	0
A1210.400 Contractual Exp.	392	209	2,013	600	600	1,123	600	600	600
TOTAL MAYOR	7,892	7,709	9,513	8,100	8,100	6,748	8,100	8,100	8,100
Contr. Exp. Detail									
.460 Other expenditures	392	209	2,013	600	600	1,123	600	600	600
Total	392	209	2,013	600	600	1,123	600	600	600
ADMINISTRATOR									
A1230.100 Personnel Services	101,519	103,283	111,025	109,283	109,283	87,286	116,000	116,000	116,000
A1230.109 Retro pay	0	0		0	0	0	0	0	0
A1230.200 Equipment	0	0	0	0	0	0	0	0	0
A1230.400 Contractual Exp.	632	1,145	1,063	5,300	5,300	2,167	7,000	7,000	7,000
TOTAL ADMINISTRATOR	102,151	104,428	112,088	114,583	114,583	89,452	123,000	123,000	123,000
Contr. Exp. Detail									
.411 Office Supplies	632	76	0	300	300	1,633	2,000	2,000	2,000
.441 Veh. Maint.	0	0	308	0	0	0	0	0	0
.443 Veh. Lease	0	0	0	0	0	0	0	0	0
.457 Consultants	0	0	0	0	0	0	0	0	0
.461 Pro. Dev.	0	1,069	755	5,000	5,000	534	5,000	5,000	5,000
Total	632	1,145	1,063	5,300	5,300	2,167	7,000	7,000	7,000
TOTAL EXECUTIVE	110,043	112,137	121,601	122,683	122,683	96,201	131,100	131,100	131,100

	Actual 2020/2021	Actual 2021/2022	Actual 2022/2023	Adopted Budget 2023/2024	Budget as Amended 2023/2024	Actual Expended thru 3/08/2024	Department Requests 2024/2025	Tentative Budget 2024/2025	Adopted Budget 2024/2025
FINANCIAL									
AUDITOR									
A1320.100 Personnel Services	0	0	0	0	0	0	0	0	0
A1320.200 Equipment	0	0	0	0	0	0	0	0	0
A1320.400 Contractual Exp.	35,240	40,830	45,141	48,000	48,000	32,185	53,000	53,000	53,000
TOTAL AUDITOR	35,240	40,830	45,141	48,000	48,000	32,185	53,000	53,000	53,000
Contr. Exp. Detail									
.460 Contract	35,240	40,830	45,141	48,000	48,000	32,185	53,000	53,000	53,000
Total	35,240	40,830	45,141	48,000	48,000	32,185	53,000	53,000	53,000
TREASURER									
A1325.100 Personnel Services	98,431	105,360	110,466	200,165	200,165	124,475	223,918	223,918	223,918
A1325.101 Overtime	0	0	0	0	0	0	0	0	0
A1325.102 Part time	0	6,549	17,347	15,000	15,000	11,779	15,000	15,000	15,000
A1325.104 Longevity	1,700	1,700	1,700	2,000	2,000	2,000	2,000	2,000	2,000
A1325.106 Unused sick-time	0	0	0	0	0	0	0	0	0
A1325.200 Equipment	0	0	0	10,000	10,000	0	5,000	5,000	5,000
A1325.400 Contractual Exp.	97,606	101,472	68,342	105,500	105,500	74,182	105,500	105,500	105,500
TOTAL CLERK/TREASURER	197,737	215,081	197,855	332,665	332,665	212,436	351,418	351,418	351,418
Contr. Exp. Detail									
.410 Insurance	10,365	14,000	0	0	0	0	0	0	0
.440 Supplies	3,341	3,256	3,205	4,000	4,000	2,465	4,000	4,000	4,000
.460 Other Expenditures	45,835	59,312	47,682	60,000	60,000	34,296	60,000	60,000	60,000
.466 Computer Expenditures	35,927	23,185	16,091	40,000	40,000	36,687	40,000	40,000	40,000
.476 Emp. Screening	0	693	1,365	1,500	1,500	735	1,500	1,500	1,500
.490 Telephone	2,138	1,026	0	0	0	0	0	0	0
Total	97,606	101,472	68,342	105,500	105,500	74,182	105,500	105,500	105,500

	Actual 2020/2021	Actual 2021/2022	Actual 2022/2023	Adopted Budget 2023/2024	Budget as Amended 2023/2024	Actual Expended thru 3/08/2024	Department Requests 2024/2025	Tentative Budget 2024/2025	Adopted Budget 2024/2025
Assessment									
A1355.460 Other Expenditures	1306	414	2,046	4,000	4,000	1,148	4,000	4,000	4,000
TOTAL ASSESSMENT	1,306	414	2,046	4,000	4,000	1,148	4,000	4,000	4000
Fiscal Agents									
A1380.459 Fiscal Agent Fees	0	35,807	5,772	0	0	0	0	0	0
TOTAL FISCAL AGENTS	0	35,807	5,772	0	0	0	0	0	0
TOTAL FINANCIAL	234,283	292,132	250,814	384,665	384,665	245,770	408,418	408,418	408,418
STAFF									
CLERK									
A1410.100 Personnel Services	19,870	21,372	22,044	26,500	26,500	21,490	28,804	28,804	28,804
A1410.200 Equipment	0	0	0	0	0	0	0	0	0
A1410.400 Contractual Exp.	0	1,513	1,607	3,000	3,000	894	3,000	3,000	3,000
TOTAL CLERK	19,870	22,885	23,651	29,500	29,500	22,384	31,804	31,804	31,804
Contr. Exp. Detail									
.411 Office Supplies	0	0	0	500	500	0	500	500	500
.451 Maint. Contract	0	0	0	0	0	0	0	0	0
.460 Postage	0	0	0	0	0	0	0	0	0
.461 Pro. Dev.	0	1,513	1,607	2,500	2,500	894	2,500	2,500	2,500
Total	0	1,513	1,607	3,000	3,000	894	3,000	3,000	3,000
LAW									
A1420.100 Personnel Services	80,000	80,000	85,000	100,000	100,000	67,500	95,000	95,000	95,000
A1420.400 Contractual Exp.	97,618	58,147	105,347	60,000	60,000	58,237	80,000	80,000	80,000
TOTAL LAW	177,618	138,147	190,347	160,000	160,000	125,737	175,000	175,000	175,000
Contr. Exp. Detail									
.460 Other Expenditures	97,618	58,147	105,347	60,000	60,000	58,237	80,000	80,000	80,000
Total	97,618	58,147	105,347	60,000	60,000	58,237	80,000	80,000	80,000

		Actual	Actual	Actual	Adopted	Budget as	Actual	Department	Tentative	Adopted
		2020/2021	2021/2022	2022/2023	Budget	Amended	Expended	Requests	Budget	Budget
					2023/2024	2023/2024	thru 3/08/2024	2024/2025	2024/2025	2024/2025
STAFF (cont.)										
ENGINEERING										
A1440.100	Personnel Services	0	0	0	0	0	0	0	0	0
A1440.400	Contractual Exp.	146,203	221,095	106,323	145,000	145,000	98,237	145,000	145,000	145,000
TOTAL ENGINEERING		146,203	221,095	106,323	145,000	145,000	98,237	145,000	145,000	145,000
Contr. Exp. Detail										
	.461 Engineering Services	142,428	221,095	106,323	145,000	145,000	98,237	145,000	145,000	145,000
	.462 Engineering Consultant	3,775	0	0	0	0	0	0	0	0
	Total	146,203	221,095	106,323	145,000	145,000	98,237	145,000	145,000	145,000
ELECTIONS										
A1450.102	Personnel Services	2,415	1,290	1,185	1,500	1,500	0	2,500	2,500	2,500
A1450.400	Contractual Exp.	2,301	1,738	1,693	2,500	2,500	212	2,500	2,500	2,500
TOTAL ELECTIONS		4,716	3,028	2,878	4,000	4,000	212	5,000	5,000	5,000
Contr. Exp. Detail										
	.460 Other Expenditures	2,301	1,738	1,693	2,500	2,500	212	2,500	2,500	2,500
	.440 Legal Adv.	0	0	0	0	0	0	0	0	0
	.443 Equip. Rental	0	0	0	0	0	0	0	0	0
	Total	2,301	1,738	1,693	2,500	2,500	212	2,500	2,500	2,500
RECORDS MANAGEMENT										
A1460.100	Personnel Services	0	0	0	0	0	0	0	0	0
A1460.200	Equipment	0	0	0	0	0	0	0	0	0
A1460.400	Contractual Exp.	0	0	0	0	0	0	0	0	0
TOTAL RECORDS MANAGEMENT		0	0	0	0	0	0	0	0	0
Contr. Exp. Detail										
	.411 Office Supp.	0	0	0	0	0	0	0	0	0
	.499 Records Mgmt.	0	0	0	0	0	0	0	0	0
	Total	0	0	0	0	0	0	0	0	0
TOTAL STAFF		348,407	385,155	323,199	338,500	338,500	246,570	356,804	356,804	356,804


	Actual 2020/2021	Actual 2021/2022	Actual 2022/2023	Adopted Budget 2023/2024	Budget as Amended 2023/2024	Actual Expended thru 3/08/2024	Department Requests 2024/2025	Tentative Budget 2024/2025	Adopted Budget 2024/2025
SHARED SERVICES									
PUBLIC BUILDINGS									
A1620.100 Personnel Services	60,079	61,152	14,329	0	0	-236	0	0	0
A1620.101 Overtime	7,326	2,581	0	4,000	4,000	0	3,000	3,000	3,000
A1620.102 Part Time	450	9,967	15,034	35,000	35,000	10,093	30,000	30,000	30,000
A1620.104 Longevity	1,300	1,300	0	0	0	0	0	0	0
A1620.106 Unused sick payout	0	53,126	0	0	0	0	0	0	0
A1620.200 Equipment	1,499	0	0	7,000	7,000	0	5,000	5,000	5,000
A1620.400 Contractual Exp.	55,140	66,601	53,465	70,000	71,475	31,213	65,000	65,000	65,000
TOTAL PUBLIC BUILDINGS	125,794	194,727	82,828	116,000	117,475	41,070	103,000	103,000	103,000
Contr. Exp. Detail									
.410 Insurance	4,304	0	0	0	0	0	0	0	0
.440 Supplies	5,577	6,583	4,792	6,500	6,500	4,088	6,500	6,500	6,500
.451 Lease	6,071	0	0	0	0	0	0	0	0
.460 Other Expenditures	4,567	5,125	8,770	10,000	10,000	4,688	9,000	9,000	9,000
.480 Repairs	3,715	15,124	3,762	15,000	16,475	4,413	10,000	10,000	10,000
.490 Telephone	2,035	2,853	0	0	0	0	0	0	0
.492 Power	14,911	19,564	24,180	18,000	18,000	13,842	20,000	20,000	20,000
.496 Fuel	7,381	11,604	5,613	13,000	13,000	33	12,000	12,000	12,000
.497 Elevator Maint.	4,667	5,098	3,920	5,000	5,000	3,474	5,000	5,000	5,000
.498 HVAC Maint.	1,912	650	2,429	2,500	2,500	674	2,500	2,500	2,500
	55,140	66,601	53,465	70,000	71,475	31,213	65,000	65,000	65,000

	Actual 2020/2021	Actual 2021/2022	Actual 2022/2023	Adopted Budget 2023/2024	Budget as Amended 2023/2024	Actual Expended thru 3/08/2024	Department Requests 2024/2025	Tentative Budget 2024/2025	Adopted Budget 2024/2025
CENTRAL GARAGE									
A1640.101 Personnel Services	99,338	141,521	0	70,000	70,000	0	70,000	70,000	70,000
A1640.101 Overtime	0	2,600	0	0	0	0	0	0	0
A1640.104 Longevity	1,300	0	0	0	0	0	0	0	0
A1640.200 Equipment	0	0	0	8,000	8,000	0	5,000	5,000	5,000
A1640.400 Contractual Exp.	22,280	51,347	30,681	57,500	57,500	15,169	54,000	54,000	54,000
TOTAL CENTRAL GARAGE	122,918	195,468	30,681	135,500	135,500	15,169	129,000	129,000	129,000
Contr. Exp. Detail									
.410 Insurance	6,456	0	0	0	0	0	0	0	0
.440 Supplies	0	1,186	0	1,000	1,000	0	1,000	1,000	1,000
.460 Other Expenditures	3,531	3,732	1,912	3,500	3,500	2,288	3,500	3,500	3,500
.480 Repairs-Eq.	14	23,109	1,610	25,000	25,000	3,908	20,000	20,000	20,000
.492 Power	6,446	7,736	7,715	8,000	8,000	4,257	8,000	8,000	8,000
.496 Fuel	5,531	15,584	18,864	18,000	18,000	3,186	20,000	20,000	20,000
.498 HVAC Maint.	302	0	580	2,000	2,000	1,528	1,500	1,500	1,500
Total	22,280	51,347	30,681	57,500	57,500	15,169	54,000	54,000	54,000
CENTRAL SERVICES									
A1650.400 Contractual Exp.	0	0	28,259	40,000	40,000	22,100	30,000	30,000	30,000
TOTAL CENTRAL SERVICES	0	0	28,259	40,000	40,000	22,100	30,000	30,000	30,000
Contr. Exp. Detail									
0490 TELEPHONE	0	0	28,259	40,000	40,000	22,100	30,000	30,000	30,000
Total	0	0	28,259	40,000	40,000	22,100	30,000	30,000	30,000
TOTAL SHARED SERVICES	248,712	390,195	141,768	291,500	292,975	78,339	262,000	262,000	262,000

	Actual 2020/2021	Actual 2021/2022	Actual 2022/2023	Adopted Budget 2023/2024	Budget as Amended 2023/2024	Actual Expended thru 3/08/2024	Department Requests 2024/2025	Tentative Budget 2024/2025	Adopted Budget 2024/2025
SPECIAL ITEMS									
A1910.410 Unallocated Insurance	0	199,674	168,965	165,000	165,000	147,699	170,700	170,700	170,700
A1920.460 Municipal Association Dues	5,051	5,031	3,338	7,000	7,000	2,974	7,000	7,000	7,000
A1930.460 Judgments and Claims	5,441	84,626	0	6,000	6,000	0	5,000	5,000	5,000
A1950.400 Property Taxes	0	0	0	0	0	0	0	0	0
A1980.400 MTA Taxes	0	0	0	0	0	0	0	0	0
A1990.460 Contingency Account	0	0	0	455,000	455,000	0	355,000	355,000	355,000
TOTAL SPECIAL ITEMS	10,492	289,331	172,303	633,000	633,000	150,673	537,700	537,700	537,700
TOTAL GENERAL GOVERNMENT SUPPORT	1,094,712	1,549,541	1,101,627	1,860,273	1,861,748	879,444	1,786,447	1,786,447	1,786,447

	Actual 2020/2021	Actual 2021/2022	Actual 2022/2023	Adopted Budget 2023/2024	Budget as Amended 2023/2024	Actual Expended thru 3/08/2024	Department Requests 2024/2025	Tentative Budget 2024/2025	Adopted Budget 2024/2025
SUMMARY OF EXPENDITURES									
PUBLIC SAFETY									
POLICE DEPARTMENT	1,029,783	995,244	1,091,920	991,112	999,084	853,336	1,090,268	1,090,268	1,090,268
FIRE DEPARTMENT	262,542	278,100	233,984	300,796	300,796	249,581	319,699	319,699	319,699
SAFETY INSPECTION	143,291	165,298	168,385	214,911	214,911	140,135	228,258	228,258	228,258
TOTAL PUBLIC SAFETY	1,435,616	1,438,642	1,494,288	1,506,819	1,514,791	1,243,052	1,638,225	1,638,225	1,638,225

2024/2025 Public Safety



	Actual 2020/2021	Actual 2021/2022	Actual 2022/2023	Adopted Budget 2023/2024	Budget as Amended 2023/2024	Actual Expended thru 3/08/2024	Department Requests 2024/2025	Tentative Budget 2024/2025	Adopted Budget 2024/2025
PUBLIC SAFETY									
POLICE DEPARTMENT									
A3120.100 Personnel Services	723,423	745,616	798,603	735,740	735,740	603,004	826,013	826,013	826,013
A3120.101 Over time	91,938	120,078	92,917	107,000	107,000	59,797	107,000	107,000	107,000
A3120.104 Longevity	4,500	4,925	6,025	5,025	5,025	6,900	5,650	5,650	5,650
A3120.105 Holiday Pay	55,406	52,721	34,242	50,447	50,447	50,997	55,655	55,655	55,655
A3120.106 Unused sick-time	0	0	14,593	0	0	0	0	0	0
A3120.107 Shift Diff.	7,949	6,429	3,857	6,400	6,400	6,000	6,650	6,650	6,650
A3120.108 Training-OT	7,012	9,972	7,393	10,000	10,000	3,614	10,500	10,500	10,500
A3120.109 Retro Pay	73,237	0	62,681	0	0	72,094	0	0	0
A3120.200 Equipment	1,596	-3,207	7,802	9,500	13,555	6,023	10,000	10,000	10,000
A3120.400 Contractual Exp.	64,722	58,710	63,806	67,000	70,918	44,908	68,800	68,800	68,800
TOTAL POLICE DEPARTMENT	1,029,783	995,244	1,091,920	991,112	999,084	853,336	1,090,268	1,090,268	1,090,268
Contr. Exp. Detail									
.410 Insurance	23,527	0	0	0	0	0	0	0	0
.420 Gasoline	5,521	10,565	8,712	10,000	10,000	5,659	10,000	10,000	10,000
.430 Uniforms	9,828	8,129	7,984	10,000	10,000	6,434	10,300	10,300	10,300
.440 Supplies	5,605	4,077	7,662	6,500	7,820	2,207	6,500	6,500	6,500
.451 Lease	-6,070	7,290	1	0	0	0	0	0	0
.460 Other Expenditures	18,213	15,057	34,197	30,500	31,895	17,081	32,000	32,000	32,000
.466 Computer Software	0	2,629	0	4,000	5,203	2,290	4,000	4,000	4,000
.472 Special Invest.	0	0	0	0	0	0	0	0	0
.480 Repairs-Equipment	2,614	5,597	5,251	6,000	6,000	11,236	6,000	6,000	6,000
.490 Telephone	5,484	5,366	0	0	0	0	0	0	0
Total	64,722	58,710	63,806	67,000	70,918	44,908	68,800	68,800	68,800

		Actual	Actual	Actual	Adopted	Budget as	Actual	Department	Tentative	Adopted
		2020/2021	2021/2022	2022/2023	Budget	Amended	Expended	Requests	Budget	Budget
					2023/2024	2023/2024	thru 3/08/2024	2024/2025	2024/2025	2024/2025
PUBLIC SAFETY (cont.)										
Fire Department										
A3410.400	Contractual Exp.	262,542	278,100	233,984	300,796	300,796	249,581	319,699	319,699	319,699
Total Fire		262,542	278,100	233,984	300,796	300,796	249,581	319,699	319,699	319,699
Contr. Exp. Detail										
	.410 Insurance	4,002	3,595	2,623	0	0	0	0	0	0
	.460 Other Expenditures	215,826	231,097	197,345	250,796	250,796	209,121	269,699	269,699	269,699
	.473 Service Award	42,714	43,408	34,015	50,000	50,000	40,460	50,000	50,000	50,000
	.478 Res. Fund	0	0	0	0	0	0	0	0	0
Total		262,542	278,100	233,984	300,796	300,796	249,581	319,699	319,699	319,699

PUBLIC SAFETY (cont.)

	Actual 2020/2021	Actual 2021/2022	Actual 2022/2023	Adopted Budget 2023/2024	Budget as Amended 2023/2024	Actual Expended thru 3/08/2024	Department Requests 2024/2025	Tentative Budget 2024/2025	Adopted Budget 2024/2025
SAFETY INSPECTION									
A3620.100 Personnel Services	129,722	162,330	166,425	183,211	183,211	138,355	196,558	196,558	196,558
A3620.102 Part Time	0	0	0	14,000	14,000	0	14,000	14,000	14,000
A3620.106 Unused Sick time	12,216	0	0	0	0	0	0	0	0
A3620.200 Equipment	0	0	0	1,000	1,000	0	1,000	1,000	1,000
A3620.400 Contractual Exp.	1,353	2,968	1,959	16,700	16,700	1,780	16,700	16,700	16,700
TOTAL SAFETY INSPECTION	143,291	165,298	168,385	214,911	214,911	140,135	228,258	228,258	228,258
Contr. Exp. Detail									
.410 Insurance	0	0	0	0	0	0	0	0	0
.420 Gasoline	0	0	0	0	0	0	0	0	0
.430 Uniforms	0	0	0	700	700	0	700	700	700
.440 Supplies	0	222	2	500	500	8	500	500	500
.460 Other Expenditures	1,353	2,746	1,957	3,000	3,000	1,106	3,000	3,000	3,000
.461 Pro. Dev.	0	0	0	2,500	2,500	160	2,500	2,500	2,500
.466 Computer Software	0	0	0	10,000	10,000	506	10,000	10,000	10,000
.490 Telephone	0	0	0	0	0	0	0	0	0
Total	1,353	2,968	1,959	16,700	16,700	1,780	16,700	16,700	16,700
TOTAL PUBLIC SAFETY	1,435,616	1,438,642	1,494,288	1,506,819	1,300,322	1,103,359	1,638,225	1,638,225	1,638,225
SUMMARY OF EXPENDITURES									
HEALTH									
Nurse	2,500	0	0	2,500	2,500	0	2,500	2,500	2,500
TOTAL HEALTH	2,500	0	0	2,500	2,500	0	2,500	2,500	2,500

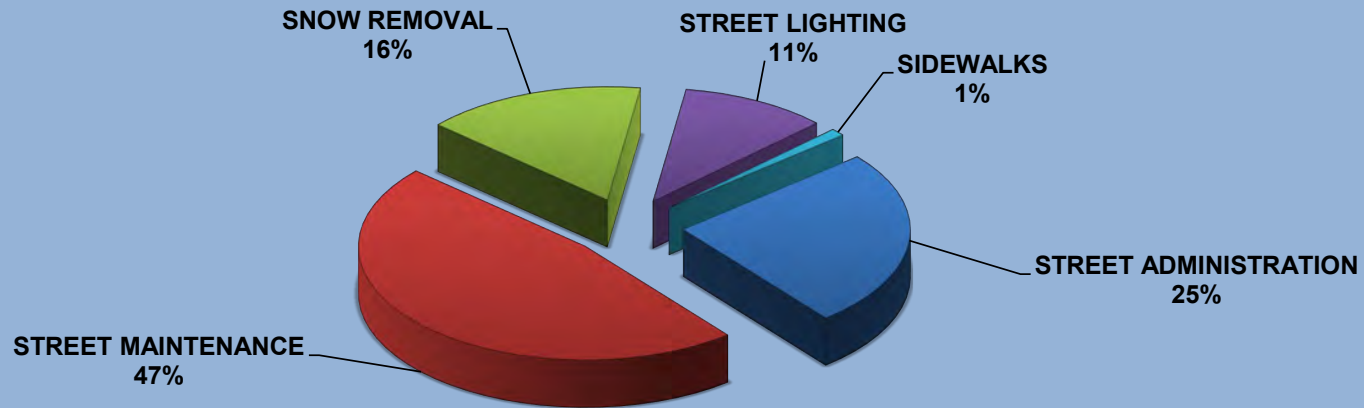
	Actual 2020/2021	Actual 2021/2022	Actual 2022/2023	Adopted Budget 2023/2024	Budget as Amended 2023/2024	Actual Expended thru 3/08/2024	Department Requests 2024/2025	Tentative Budget 2024/2025	Adopted Budget 2024/2025
HEALTH									
Health Care Center									
A4010.100 Personnel Services	0	0	0	0	0	0	0	0	0
A4010.460 Contractual Exp.	2,500	0	0	2,500	2,500	0	2,500	2,500	2,500
TOTAL REGISTRAR OF VITAL STATISTICS	2,500	0	0	2,500	2,500	0	2,500	2,500	2,500
Contr. Exp. Detail									
.460 Other Expenditures	2,500	0	0	2,500	2,500	0	2,500	2,500	2,500
Total	2,500	0	0	2,500	2,500	0	2,500	2,500	2,500
TOTAL HEALTH	2,500	0	0	2,500	2,500	0	2,500	2,500	2,500

SUMMARY OF EXPENDITURES

TRANSPORTATION

	Actual 2020/2021	Actual 2021/2022	Actual 2022/2023	Adopted Budget 2023/2024	Budget as Amended 2023/2024	Actual Expended thru 3/08/2024	Department Requests 2024/2025	Tentative Budget 2024/2025	Adopted Budget 2024/2025
STREET ADMINISTRATION	119,207	226,855	119,774	124,293	124,293	112,954	144,781	144,781	144,781
STREET MAINTENANCE	258,594	241,363	282,650	250,376	278,717	206,645	270,518	270,518	270,518
SNOW REMOVAL	72,340	68,374	40,681	90,000	90,000	57,042	90,000	90,000	90,000
STREET LIGHTING	35,184	55,609	56,836	65,000	65,000	32,694	60,000	60,000	60,000
SIDEWALKS	0	126,210	129,722	6,000	6,000	0	6,000	6,000	6,000
TOTAL TRANSPORTATION	485,325	718,411	629,663	535,669	564,010	409,335	571,299	571,299	571,299

2024/2025 Transportation



	Actual 2020/2021	Actual 2021/2022	Actual 2022/2023	Adopted Budget 2023/2024	Budget as Amended 2023/2024	Actual Expended thru 3/08/2024	Department Requests 2024/2025	Tentative Budget 2024/2025	Adopted Budget 2024/2025
TRANSPORTATION									
STREET ADMINISTRATION									
A5010.100 Personnel Services	116,553	209,601	84,088	119,518	119,518	95,063	122,506	122,506	122,506
A5010.101 Over time	884	2,243	0	3,000	3,000	871	2,500	2,500	2,500
A5010.104 Longevity	1,300	2,600	1,300	1,300	1,300	1,300	1,300	1,300	1,300
A5010.110 Out of Class	470	12,411	34,386	0	0	15,720	18,000	18,000	18,000
A5010.200 Equipment	0	0	0	0	0	0	0	0	0
A5010.400 Contractual Exp.	0	0	0	475	475	0	475	475	475
TOTAL STREET ADMIN.	119,207	226,855	119,774	124,293	124,293	112,954	144,781	144,781	144,781
Contr. Exp. Detail									
.410 Insurance	0	0	0	0	0	0	0	0	0
.420 Gasoline	0	0	0	0	0	0	0	0	0
.430 Uniforms	0	0	0	475	475	0	475	475	475
.440 Supplies	0	0	0	0	0	0	0	0	0
.460 Other Expenditures	0	0	0	0	0	0	0	0	0
.480 Repairs-Eq.	0	0	0	0	0	0	0	0	0
.490 Telephone	0	0	0	0	0	0	0	0	0
.466 Computer Software	0	0	0	0	0	0	0	0	0
Total	0	0	0	475	475	0	475	475	475

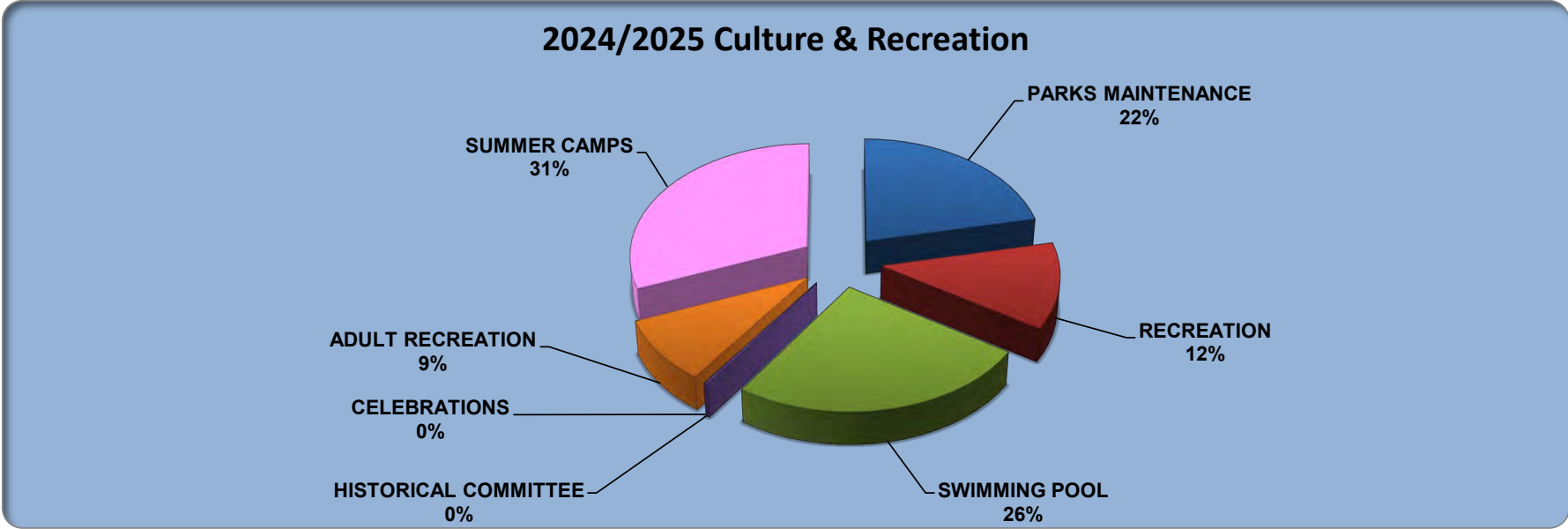
	Actual 2020/2021	Actual 2021/2022	Actual 2022/2023	Adopted Budget 2023/2024	Budget as Amended 2023/2024	Actual Expended thru 3/08/2024	Department Requests 2024/2025	Tentative Budget 2024/2025	Adopted Budget 2024/2025
STREET MAINTENANCE									
A5110.100 Personnel Services	154,523	153,967	153,033	144,951	144,951	105,538	154,093	154,093	154,093
A5110.101 Over time	1,080	1,142	762	4,000	4,000	3,390	3,000	3,000	3,000
A5110.102 Part-time leaf	9,945	10,430	15,960	14,500	14,500	12,724	16,000	16,000	16,000
A5110.103 Summer help	18,504	17,989	23,477	20,000	20,000	18,030	25,000	25,000	25,000
A5110.104 Longevity	1,300	1,800	500	0	0	500	500	500	500
A5110.106 Unused Sick days	0	0	0	0	0	0	0	0	0
A5110.200 Equipment	0	0	17,130	5,000	9,334	434	5,000	5,000	5,000
A5110.400 Contractual Exp.	73,242	56,035	71,788	61,925	85,933	66,030	66,925	66,925	66,925
TOTAL STREET MAINTENANCE	258,594	241,363	282,650	250,376	278,717	206,645	270,518	270,518	270,518
Contr. Exp. Detail									
.410 Insurance	19,912	100	0	0	0	0	0	0	0
.420 Gasoline	3,418	6,887	6,085	7,000	7,000	4,121	7,000	7,000	7,000
.430 Uniforms	0	2,403	2,331	1,425	1,425	2,400	1,425	1,425	1,425
.440 Supplies	7,594	7,954	6,398	9,000	9,000	5,857	9,000	9,000	9,000
.451 Lease	0	0	0	0	0	0	0	0	0
.460 Other expenditures	15,656	12,351	16,589	15,500	15,500	14,025	15,500	15,500	15,500
.470 Street Repairs	3,665	798	2,468	4,000	4,000	0	4,000	4,000	4,000
.471 Street signs	1,632	955	25,988	5,000	5,235	235	5,000	5,000	5,000
.480 Repairs-Eq.	13,330	17,061	11,929	20,000	43,772	39,392	25,000	25,000	25,000
.490 Telephone	8,035	7,526	0	0	0	0	0	0	0
Total	73,242	56,035	71,788	61,925	85,933	66,030	66,925	66,925	66,925

	Actual 2020/2021	Actual 2021/2022	Actual 2022/2023	Adopted Budget 2023/2024	Budget as Amended 2023/2024	Actual Expended thru 3/08/2024	Department Requests 2024/2025	Tentative Budget 2024/2025	Adopted Budget 2024/2025
TRANSPORTATION (cont.)									
SNOW REMOVAL									
A5142.101 Personnel Services-OT	26,741	27,112	4,928	35,000	35,000	13,903	35,000	35,000	35,000
A5142.200 Equipment	0	0	0	5,000	5,000	0	5,000	5,000	5,000
A5142.400 Contractual Exp.	45,599	41,262	35,753	50,000	50,000	43,139	50,000	50,000	50,000
TOTAL SNOW REMOVAL	72,340	68,374	40,681	90,000	90,000	57,042	90,000	90,000	90,000
Contr. Exp. Detail									
.460 Other Expenditures	45,599	41,262	35,753	50,000	50,000	43,139	50,000	50,000	50,000
Total	45,599	41,262	35,753	50,000	50,000	43,139	50,000	50,000	50,000
STREET LIGHTING									
A5182.100 Personnel Services	0	0	0	0	0	0	0	0	0
A5182.200 Equipment	0	0	0	0	0	0	0	0	0
A5182.400 Contractual Exp.	35,184	55,609	56,836	65,000	65,000	32,694	60,000	60,000	60,000
TOTAL STREET LIGHTING	35,184	55,609	56,836	65,000	65,000	32,694	60,000	60,000	60,000
Contr. Exp. Detail									
.460 Other expenditures	875	17,995	17,593	25,000	25,000	6,068	20,000	20,000	20,000
.492 Power	34,309	37,614	39,243	40,000	40,000	26,626	40,000	40,000	40,000
Total	35,184	55,609	56,836	65,000	65,000	32,694	60,000	60,000	60,000

	Actual 2020/2021	Actual 2021/2022	Actual 2022/2023	Adopted Budget 2023/2024	Budget as Amended 2023/2024	Actual Expended thru 3/08/2024	Department Requests 2024/2025	Tentative Budget 2024/2025	Adopted Budget 2024/2025
TRANSPORTATION (cont.)									
SIDEWALKS									
A5410.100 Personnel Services	0	0	0	0	0	0	0	0	0
A5410.200 Equipment	0	0	0	0	0	0	0	0	0
A5410.400 Contractual Exp.	0	126,210	129,722	6,000	6,000	0	6,000	6,000	6,000
TOTAL SIDEWALKS	0	126,210	129,722	6,000	6,000	0	6,000	6,000	6,000
Contr. Exp. Detail									
.460 Other expenditures	0	126,210	129,722	6,000	6,000	0	6,000	6,000	6,000
Total	0	126,210	129,722	6,000	6,000	0	6,000	6,000	6,000
TOTAL TRANSPORTATION	485,325	718,411	629,663	535,669	564,010	409,335	571,299	571,299	571,299

	Actual 2020/2021	Actual 2021/2022	Actual 2022/2023	Adopted Budget 2023/2024	Budget as Amended 2023/2024	Actual Expended thru 3/08/2024	Department Requests 2024/2025	Tentative Budget 2024/2025	Adopted Budget 2024/2025
SUMMARY OF EXPENDITURES									
ECONOMIC ASSISTANCE AND OPPORTUNITY									
PUBLICITY	2,850	2,850	2,850	3,000	3,000	3,250	3,000	3,000	3,000
TOTAL ECONOMIC ASSISTANCE AND OPP.	2,850	2,850	2,850	3,000	3,000	3,250	3,000	3,000	3,000
ECONOMIC ASSISTANCE AND OPPORTUNITY									
PUBLICITY									
A6410.400 Contractual Exp.	2,850	2,850	2,850	3,000	3,000	3,250	3,000	3,000	3,000
TOTAL PUBLICITY	2,850	2,850	2,850	3,000	3,000	3,250	3,000	3,000	3,000
Contr. Exp. Detail									
.460 Other expenditures	2,850	2,850	2,850	3,000	3,000	1,900	3,000	3,000	3,000
Total	2,850	2,850	2,850	3,000	3,000	1,900	3,000	3,000	3,000
TOTAL ECONOMIC ASSISTANCE AND OPPORTUNITY	2,850	2,850	2,850	3,000	3,000	3,250	3,000	3,000	3,000

	Actual 2020/2021	Actual 2021/2022	Actual 2022/2023	Adopted Budget 2023/2024	Budget as Amended 2023/2024	Actual Expended thru 3/08/2024	Department Requests 2024/2025	Tentative Budget 2024/2025	Adopted Budget 2024/2025
SUMMARY OF EXPENDITURES									
CULTURE AND RECREATION									
PARKS MAINTENANCE	68,232	164,352	121,643	97,400	98,102	63,806	93,612	93,612	93,612
RECREATION	32,622	42,127	43,534	59,200	62,123	30,239	53,200	53,200	53,200
SWIMMING POOL	19,364	78,195	90,238	105,500	105,500	72,515	110,000	110,000	110,000
HISTORIAN	422	0	13	1,500	1,500	26	1,500	1,500	1,500
CELEBRATIONS	0	0	292	0	0	0	0	0	0
ADULT RECREATION	0	1,595	7,668	36,500	36,500	36,498	39,500	39,500	39,500
SUMMER CAMPS	2,290	86,275	113,655	129,000	129,000	110,926	134,000	134,000	134,000
TOTAL CULTURE AND RECREATION	122,930	372,544	377,043	429,100	432,725	314,009	431,812	431,812	431,812



	Actual 2020/2021	Actual 2021/2022	Actual 2022/2023	Adopted Budget 2023/2024	Budget as Amended 2023/2024	Actual Expended thru 3/08/2024	Department Requests 2024/2025	Tentative Budget 2024/2025	Adopted Budget 2024/2025
CULTURE AND RECREATION									
PARKS MAINTENANCE									
A7110.100 Personnel Services	60,054	61,681	63,287	64,500	64,500	49,384	66,112	66,112	66,112
A7110.101 Overtime	0	299	902	2,000	2,000	431	1,000	1,000	1,000
A7110.104 Longevity	0	0	0	0	0	0	0	0	0
A7110.200 Equipment	0	0	0	1,500	1,500	0	1,500	1,500	1,500
A7110.400 Contractual Exp.	8,178	102,372	57,454	29,400	30,102	13,991	25,000	25,000	25,000
TOTAL PARKS MAINTENANCE	68,232	164,352	121,643	97,400	98,102	63,806	93,612	93,612	93,612
Contr. Exp. Detail									
.410 Insurance	1,810	0	0	0	0	0	0	0	0
.460 Other expenditures	2,963	6,370	4,787	10,000	10,702	7,931	8,000	8,000	8,000
.465 Lents Cove	3,405	0	2,199	14,400	14,400	2,070	12,000	12,000	12,000
.480 Repairs	0	96,002	50,468	5,000	5,000	3,990	5,000	5,000	5,000
Total	8,178	102,372	57,454	29,400	30,102	13,991	25,000	25,000	25,000

	Actual 2020/2021	Actual 2021/2022	Actual 2022/2023	Adopted Budget 2023/2024	Budget as Amended 2023/2024	Actual Expended thru 3/08/2024	Department Requests 2024/2025	Tentative Budget 2024/2025	Adopted Budget 2024/2025
CULTURE AND RECREATION (cont.)									
RECREATION									
A7140.100 Personnel Services	14,758	21,293	24,308	25,000	25,000	15,928	25,000	25,000	25,000
A7140.103 Personnel Services-Summer	0	0	0	0	0	0	0	0	0
A7140.200 Equipment	0	0	0	3,000	3,000	0	3,000	3,000	3,000
A7140.400 Contractual Exp.	17,864	20,834	19,227	31,200	34,123	14,311	25,200	25,200	25,200
TOTAL RECREATION	32,622	42,127	43,534	59,200	62,123	30,239	53,200	53,200	53,200
Contr. Exp. Detail									
.410 Insurance	7,000	0	0	0	0	0	0	0	0
.460 Other expenditures	6,269	14,391	1,538	2,200	2,200	2,685	2,200	2,200	2,200
.463 Daycamp supplies	111	0	0	0	0	2,640	0	0	0
.464 Adult programs	402	608	0	0	0	-800	0	0	0
.467 Adult bus trips	0	0	0	0	0	0	0	0	0
.469 Playground/Special events	2,452	4,809	11,484	19,000	21,923	5,135	15,000	15,000	15,000
.480 Repairs	0	0	6,205	10,000	10,000	4,650	8,000	8,000	8,000
.490 Telephone	1,630	1,026	0	0	0	0	0	0	0
Total	17,864	20,834	19,227	31,200	34,123	14,311	25,200	25,200	25,200

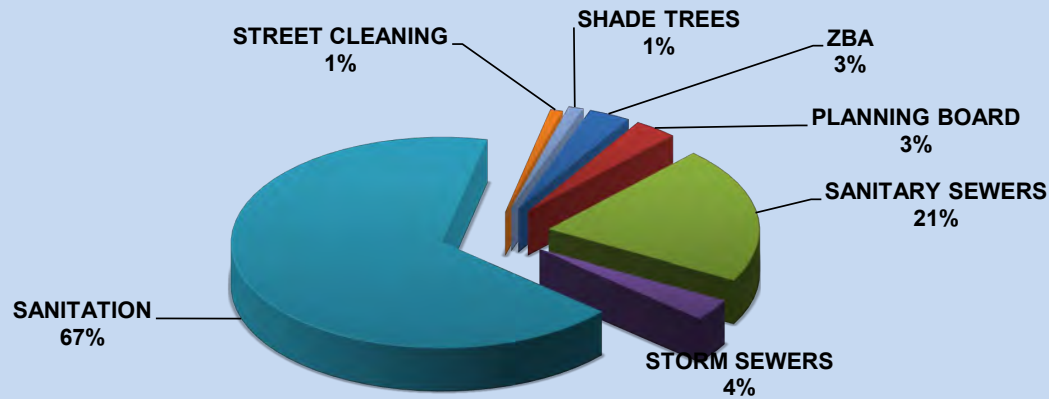
	Actual 2020/2021	Actual 2021/2022	Actual 2022/2023	Adopted Budget 2023/2024	Budget as Amended 2023/2024	Actual Expended thru 3/08/2024	Department Requests 2024/2025	Tentative Budget 2024/2025	Adopted Budget 2024/2025
CULTURE AND RECREATION (cont.)									
SWIMMING POOL									
A7180.100 Personnel Services	0	36,722	50,979	56,000	56,000	56,552	60,000	60,000	60,000
A7180.200 Equipment	1,075	0	2,920	3,500	3,500	1,979	3,500	3,500	3,500
A7180.400 Contractual Exp.	18,289	41,473	36,339	46,000	46,000	13,984	46,500	46,500	46,500
TOTAL SWIMMING POOL	19,364	78,195	90,238	105,500	105,500	72,515	110,000	110,000	110,000
Contr. Exp. Detail									
.410 Insurance	7,000	0	0	0	0	0	0	0	0
.460 Other expenditures	3,032	15,683	29,141	17,000	17,000	7,582	17,000	17,000	17,000
.480 Repairs	5,959	24,051	3,774	25,000	25,000	2,575	25,000	25,000	25,000
.490 Telephone	1,117	1,026	0	0	0	0	0	0	0
.492 Power	1,181	713	3,423	4,000	4,000	3,827	4,500	4,500	4,500
Total	18,289	41,473	36,339	46,000	46,000	13,984	46,500	46,500	46,500

	Actual 2020/2021	Actual 2021/2022	Actual 2022/2023	Adopted Budget 2023/2024	Budget as Amended 2023/2024	Actual Expended thru 3/08/2024	Department Requests 2024/2025	Tentative Budget 2024/2025	Adopted Budget 2024/2025
CULTURE AND RECREATION (cont.)									
HISTORIAN									
A7510.400 Contractual Exp.	422	0	13	1,500	1,500	26	1,500	1,500	1,500
TOTAL HISTORIAN	422	0	13	1,500	1,500	26	1,500	1,500	1,500
Contr. Exp. Detail									
.460 Other expenditures	422	0	13	1,500	1,500	26	1,500	1,500	1,500
Total	422	0	13	1,500	1,500	26	1,500	1,500	1,500
CELEBRATIONS									
A7550.400 Contractual Exp.	0	0	292	0	0	0	0	0	0
TOTAL CELEBRATIONS	0	0	292	0	0	0	0	0	0
Contr. Exp. Detail									
.460 Other expenditures	0	0	292	0	0	0	0	0	0
Total	0	0	292	0	0	0	0	0	0
ADULT RECREATION									
A7620.100 Personnel Services	0	0	2,000	12,000	12,000	9,000	15,000	15,000	15,000
A7620.200 Equipment	0	0	0	0	0	0	0	0	0
A7620.400 Contractual Exp.	0	1,595	5,668	24,500	24,500	27,498	24,500	24,500	24,500
TOTAL ADULT RECREATION	0	1,595	7,668	36,500	36,500	36,498	39,500	39,500	39,500
Contr. Exp. Detail									
.460 Other Expenses	0	0	100	0	0	1,778	0	0	0
.464 Adult programs	0	1,595	5,568	4,500	4,500	6,459	4,500	4,500	4,500
.467 Bus	0	0	0	20,000	20,000	19,261	20,000	20,000	20,000
Total	0	1,595	5,668	24,500	24,500	27,498	24,500	24,500	24,500

	Actual 2020/2021	Actual 2021/2022	Actual 2022/2023	Adopted Budget 2023/2024	Budget as Amended 2023/2024	Actual Expended thru 3/08/2024	Department Requests 2024/2025	Tentative Budget 2024/2025	Adopted Budget 2024/2025
CULTURE AND RECREATION (cont.)									
SUMMER CAMPS									
A7989.100 Personnel Services	0	68,993	88,008	100,000	100,000	90,287	100,000	100,000	100,000
A7989.111 Personnel Services-After Camp	0	0	468	0	0	1,287	2,000	2,000	2,000
A7989.400 Contractual Exp.	2,290	17,282	25,179	29,000	29,000	19,352	32,000	32,000	32,000
TOTAL SUMMER CAMPS	2,290	86,275	113,655	129,000	129,000	110,926	134,000	134,000	134,000
Contr. Exp. Detail									
.463 Camp Supplies	2,290	17,282	24,806	25,000	25,000	19,105	28,000	28,000	28,000
.475 After Camp	0	0	373	4,000	4,000	246	4,000	4,000	4,000
Total	2,290	17,282	25,179	29,000	29,000	19,352	32,000	32,000	32,000
TOTAL CULTURE AND RECREATION	122,930	372,544	377,043	429,100	432,725	314,009	431,812	431,812	431,812

	Actual 2020/2021	Actual 2021/2022	Actual 2022/2023	Adopted Budget 2023/2024	Budget as Amended 2023/2024	Actual Expended thru 3/08/2024	Department Requests 2024/2025	Tentative Budget 2024/2025	Adopted Budget 2024/2025
SUMMARY OF EXPENDITURES									
HOME AND COMMUNITY SERVICES									
ZONING BOARD OF APPEALS	17,977	14,095	11,184	18,700	18,700	8,265	16,700	16,700	16,700
PLANNING BOARD	14,391	13,040	10,803	20,200	20,200	10,215	17,200	17,200	17,200
WASTEWATER COLLECTION SYSTEM	74,207	68,793	78,365	125,375	135,475	80,486	109,046	109,046	109,046
WASTEWATER TREATMENT & DISPOSAL	483,582	479,930	570,046	562,399	566,211	412,329	543,414	543,414	543,414
STORM SEWERS	0	0	8,256	15,000	15,000	7,758	17,500	17,500	17,500
SANITATION	244,785	267,156	264,553	337,248	337,248	256,523	348,935	348,935	348,935
STREET CLEANING	0	0	0	5,000	5,000	0	5,000	5,000	5,000
SHADE TREES	0	0	0	6,000	6,000	0	6,000	6,000	6,000
TOTAL HOME AND COMMUNITY SERVICES	834,942	843,014	943,206	1,089,922	1,103,834	775,576	1,063,795	1,063,795	1,063,795

2024/2025 Home & Community Services



	Actual 2020/2021	Actual 2021/2022	Actual 2022/2023	Adopted Budget 2023/2024	Budget as Amended 2023/2024	Actual Expended thru 3/08/2024	Department Requests 2024/2025	Tentative Budget 2024/2025	Adopted Budget 2024/2025
HOME AND COMMUNITY SERVICES									
BOARD OF ZONING APPEALS									
A8010.100 Personnel Services	10,161	8,575	8,275	10,200	10,200	6,206	10,200	10,200	10,200
A8010.102 Part-time	1,400	200	1,100	2,500	2,500	800	1,500	1,500	1,500
A8010.200 Equipment	0	0	0	0	0	0	0	0	0
A8010.400 Contractual Exp.	6,416	5,320	1,809	6,000	6,000	1,259	5,000	5,000	5,000
TOTAL BD. OF ZONING APPEALS	17,977	14,095	11,184	18,700	18,700	8,265	16,700	16,700	16,700
Contr. Exp. Detail									
.460 Other expenditures	5,092	4,294	1,809	6,000	6,000	1,259	5,000	5,000	5,000
.490 Telephone	1,324	1,026	0	0	0	0	0	0	0
Total	6,416	5,320	1,809	6,000	6,000	1,259	5,000	5,000	5,000
PLANNING BOARD									
A8020.100 Personnel Services	8,662	8,700	9,025	11,200	11,200	6,769	11,200	11,200	11,200
A8020.102 Part-time	1,822	1,200	1,286	4,000	4,000	1,314	2,000	2,000	2,000
A8020.400 Contractual Exp.	3,907	3,140	492	5,000	5,000	2,132	4,000	4,000	4,000
TOTAL PLANNING BOARD	14,391	13,040	10,803	20,200	20,200	10,215	17,200	17,200	17,200
Contr. Exp. Detail									
.460 Other expenditures	3,907	3,140	492	5,000	5,000	2,132	4,000	4,000	4,000
Total	3,907	3,140	492	5,000	5,000	2,132	4,000	4,000	4,000

	Actual 2020/2021	Actual 2021/2022	Actual 2022/2023	Adopted Budget 2023/2024	Budget as Amended 2023/2024	Actual Expended thru 3/08/2024	Department Requests 2024/2025	Tentative Budget 2024/2025	Adopted Budget 2024/2025
Sewer collecting system									
A8120.100 Personnel Services	26,628	25,670	26,177	26,875	26,875	22,013	27,546	27,546	27,546
A8120.200 Equipment	0	0	0	7,000	7,000	0	5,000	5,000	5,000
A8120.400 Contractual Exp.	47,579	43,123	52,188	91,500	101,600	58,472	76,500	76,500	76,500
TOTAL WASTEWATER COLLECTING SYSTEM	74,207	68,793	78,365	125,375	135,475	80,486	109,046	109,046	109,046
Contr. Exp. Detail									
.460 Other expenditures	14,272	14,353	25,855	16,000	21,300	9,423	16,000	16,000	16,000
.480 Repairs	7,843	2,953	5,159	50,000	54,800	32,609	35,000	35,000	35,000
.490 Telephone	3,447	3,066	0	0	0	0	0	0	0
.492 Power	17,404	19,430	18,058	20,000	20,000	12,925	20,000	20,000	20,000
.496 Fuel	4,613	3,321	3,115	5,500	5,500	3,515	5,500	5,500	5,500
Total	47,579	43,123	52,188	91,500	101,600	58,472	76,500	76,500	76,500

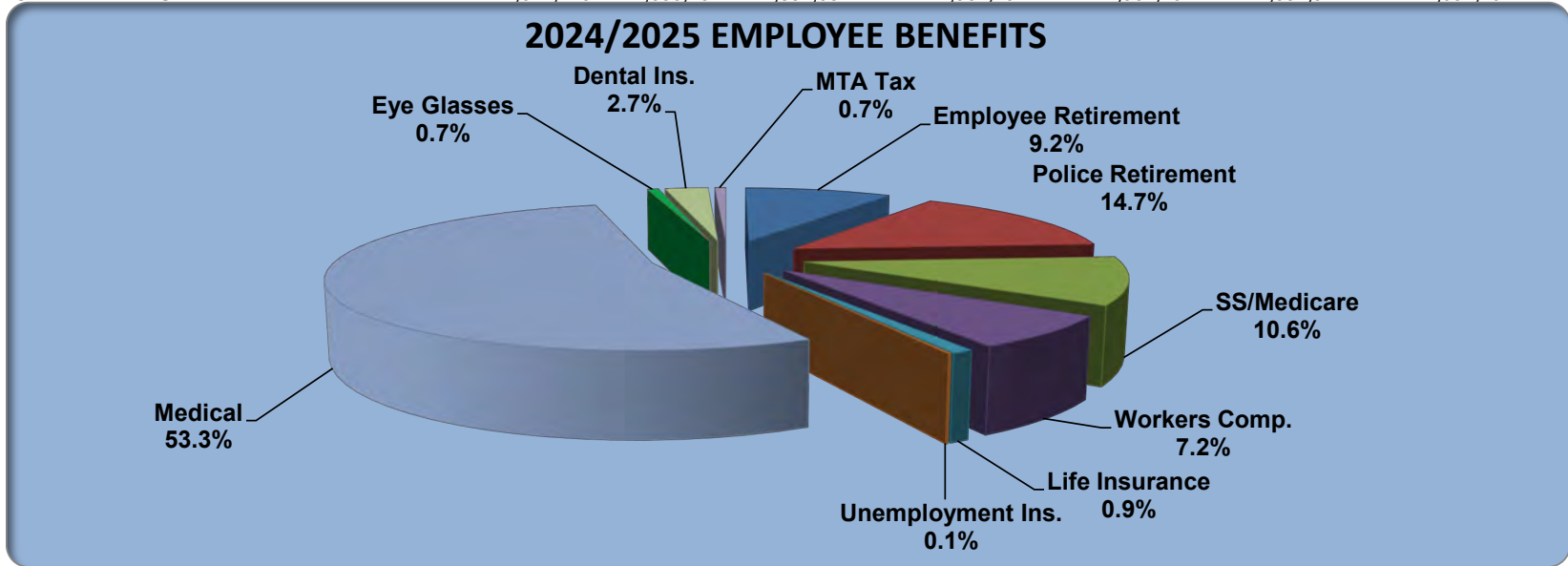
	Actual 2020/2021	Actual 2021/2022	Actual 2022/2023	Adopted Budget 2023/2024	Budget as Amended 2023/2024	Actual Expended thru 3/08/2024	Department Requests 2024/2025	Tentative Budget 2024/2025	Adopted Budget 2024/2025
Sewer treatment and disposal									
A8130.100 Personnel Services	115,106	80,030	79,510	100,624	100,624	80,509	103,639	103,639	103,639
A8130.101 Overtime	42,105	46,605	49,716	60,000	60,000	49,552	55,000	55,000	55,000
A8130.103 Summer Help	0	3,341	7,611	6,000	6,000	360	6,000	6,000	6,000
A8130.104 Longevity	1,100	1,100	1,300	1,300	1,300	1,300	1,300	1,300	1,300
A8130.200 Equipment	0	4,412	4,887	20,000	20,000	-1,728	8,000	8,000	8,000
A8130.400 Contractual Exp.	325,271	344,442	427,021	374,475	378,287	282,336	369,475	369,475	369,475
TOTAL WASTEWATER TREATMENT & Disp.	483,582	479,930	570,046	562,399	566,211	412,329	543,414	543,414	543,414
Contr. Exp. Detail									
.410 Insurance	11,787	0	0	0	0	0	0	0	0
.420 Gasoline	1,193	1,631	1,536	2,000	2,000	1,072	2,000	2,000	2,000
.430 Uniforms	0	0	0	475	475	300	475	475	475
.440 Supplies	40,301	48,424	59,775	55,000	58,812	35,407	55,000	55,000	55,000
.450 Sludge Removal	120,993	128,505	151,066	140,000	140,000	115,231	135,000	135,000	135,000
.460 Other expenditures	107,602	107,368	126,041	110,000	110,000	86,590	110,000	110,000	110,000
.480 Repairs	4,456	9,952	35,833	20,000	20,000	14,245	20,000	20,000	20,000
.490 Telephone	1,125	1,026	0	0	0	0	0	0	0
.492 Power	35,846	46,507	49,823	43,000	43,000	27,990	43,000	43,000	43,000
.496 Fuel	960	1,029	2,158	3,000	3,000	1,126	3,000	3,000	3,000
.498 HVAC Maint.	1,008	0	790	1,000	1,000	374	1,000	1,000	1,000
Total	325,271	344,442	427,021	374,475	378,287	282,336	369,475	369,475	369,475

	Actual 2020/2021	Actual 2021/2022	Actual 2022/2023	Adopted Budget 2023/2024	Budget as Amended 2023/2024	Actual Expended thru 3/08/2024	Department Requests 2024/2025	Tentative Budget 2024/2025	Adopted Budget 2024/2025
STORM SEWERS									
A8140.200 Equipment	0	0	0	0	0	0	0	0	0
A8140.400 Contractual Exp.	0	0	8,256	15,000	15,000	7,758	17,500	17,500	17,500
TOTAL STORM SEWERS	0	0	8,256	15,000	15,000	7,758	17,500	17,500	17,500
Contr. Exp. Detail									
.440 Supplies.	0	0	0	0	0	0	0	0	0
.443 Equip. Rental	0	0	0	0	0	0	0	0	0
.449 Major Repairs	0	0	0	0	0	0	0	0	0
.457 Consultants	0	0	8,083	10,000	10,000	0	8,500	8,500	8,500
.480 Repairs	0	0	173	5,000	5,000	7,758	9,000	9,000	9,000
Total	0	0	8,256	15,000	15,000	7,758	17,500	17,500	17,500

		Actual	Actual	Actual	Adopted	Budget as	Actual	Department	Tentative	Adopted
		2020/2021	2021/2022	2022/2023	Budget	Amended	Expended	Requests	Budget	Budget
		2020/2021	2021/2022	2022/2023	2023/2024	2023/2024	thru 3/08/2024	2024/2025	2024/2025	2024/2025
HOME AND COMMUNITY SERVICES (cont.)										
SANITATION										
A8160.100	Personnel Services	172,251	191,845	161,823	212,498	212,498	165,170	222,685	222,685	222,685
A8160.101	Overtime	870	2,564	0	2,500	2,500	269	2,500	2,500	2,500
A8160.104	Longevity	1,300	1,300	1,300	1,300	1,300	1,300	1,300	1,300	1,300
A8160.200	Equipment	0	-32,751	0	1,000	1,000	0	1,000	1,000	1,000
A8160.400	Contractual Exp.	70,364	104,198	101,430	119,950	119,950	89,784	121,450	121,450	121,450
TOTAL SANITATION		244,785	267,156	264,553	337,248	337,248	256,523	348,935	348,935	348,935
Contr. Exp. Detail										
	.410 Insurance	10,000	0	0	0	0	0	0	0	0
	.420 Gasoline	6,831	12,842	13,791	11,000	11,000	8,022	14,000	14,000	14,000
	.430 Uniforms	0	0	0	950	950	0	950	950	950
	.440 Supplies	403	0	88	1,000	1,000	47	1,000	1,000	1,000
	.451 Lease	-19	32,751	0	33,000	33,000	32,751	33,000	33,000	33,000
	.460 Other expenditures	646	613	875	3,000	3,000	762	1,500	1,500	1,500
	.480 Repairs	6,734	9,468	33,383	20,000	20,000	11,166	20,000	20,000	20,000
	.490 Telephone	0	0	0	0	0	0	0	0	0
	.491 Recycling	8,829	8,967	9,146	10,000	10,000	7,308	10,000	10,000	10,000
	.493 Dumping fee	36,940	39,557	44,146	41,000	41,000	29,728	41,000	41,000	41,000
	Total	70,364	104,198	101,430	119,950	119,950	89,784	121,450	121,450	121,450
STREET CLEANING										
A8170.100	Personnel Services	0	0	0	0	0	0	0	0	0
A8170.200	Equipment	0	0	0	0	0	0	0	0	0
A8170.400	Contractual Exp.	0	0	0	5,000	5,000	0	5,000	5,000	5,000
TOTAL STREET CLEANING		0	0	0	5,000	5,000	0	5,000	5,000	5,000
Contr. Exp. Detail										
	.440 Supplies	0	0	0	5,000	5,000	0	5,000	5,000	5,000
	.452 Repairs-Build/Equip.	0	0	0	0	0	0	0	0	0
	Total	0	0	0	5,000	5,000	0	5,000	5,000	5,000

	Actual 2020/2021	Actual 2021/2022	Actual 2022/2023	Adopted Budget 2023/2024	Budget as Amended 2023/2024	Actual Expended thru 3/08/2024	Department Requests 2024/2025	Tentative Budget 2024/2025	Adopted Budget 2024/2025
HOME AND COMMUNITY SERVICES (cont.)									
SHADE TREES									
A8560.100 Personnel Services	0	0	0	0	0	0	0	0	0
A8560.400 Contractual Exp.	0	0	0	6,000	6,000	0	6,000	6,000	6,000
TOTAL SHADE TREES	0	0	0	6,000	6,000	0	6,000	6,000	6,000
Contr. Exp. Detail									
.440 Supplies	0	0	0	0	0	0	0	0	0
.452 Repairs-Build/Equip.	0	0	0	0	0	0	0	0	0
.460 Other expenditures	0	0	0	6,000	6,000	0	6,000	6,000	6,000
.480 Repairs	0	0	0	0	0	0	0	0	0
.490 Telephone	0	0	0	0	0	0	0	0	0
Total	0	0	0	6,000	6,000	0	6,000	6,000	6,000
TOTAL HOME AND COMMUNITY SERVICES	834,942	843,014	943,206	1,089,922	1,103,834	775,576	1,063,795	1,063,795	1,063,795

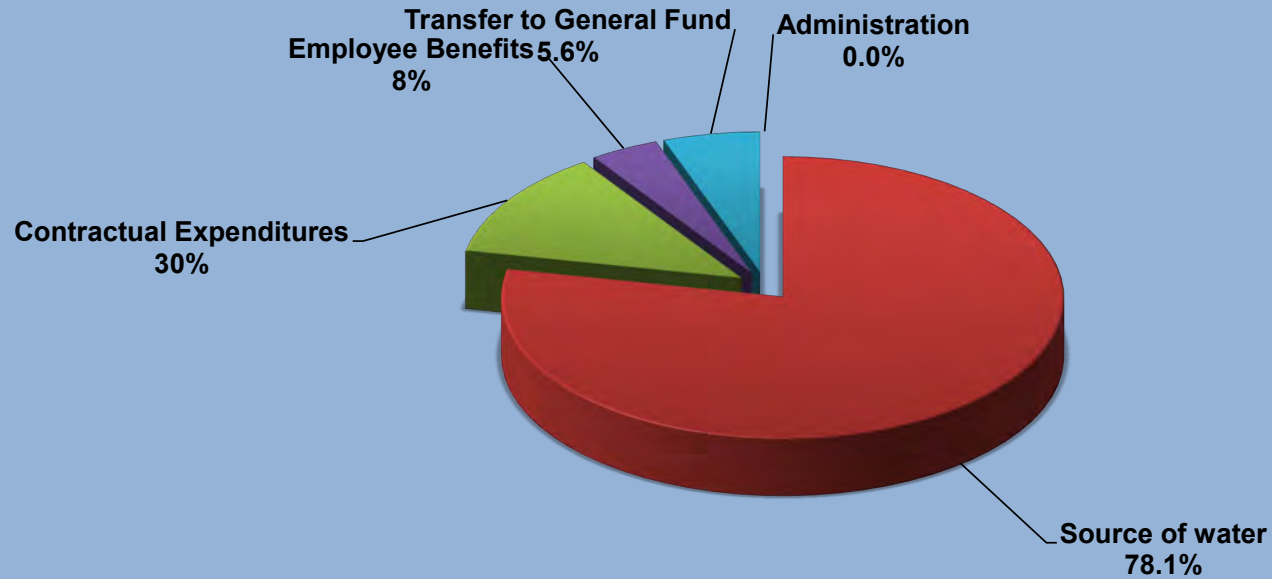
	Actual 2020/2021	Actual 2021/2022	Actual 2022/2023	Adopted Budget 2023/2024	Budget as Amended 2023/2024	Actual Expended thru 3/08/2024	Department Requests 2024/2025	Tentative Budget 2024/2025	Adopted Budget 2024/2025
EMPLOYEE BENEFITS									
A9010.810	Employee Retirement	175,624	159,862	151,865	199,974	199,974	157,036	192,636	192,636
A9015.825	Police Retirement	195,814	251,173	252,129	272,910	272,910	265,195	307,262	307,262
A9025.801	Fire/Amb. Service Award	0	0	0	0	0	0	0	0
A9030.802	SS/Medicare	178,644	194,865	182,831	207,680	207,680	158,421	222,083	222,083
A9040.803	Workers Comp.	165,632	150,127	256,225	170,000	170,000	145,296	150,000	150,000
A9045.804	Life Insurance	18,462	18,271	17,513	20,290	20,290	12,599	18,635	18,635
A9050.805	Unemployment Ins.	5,249	0	0	2,000	2,000	44	2,000	2,000
A9060.807	Medical Ins.	836,440	837,136	900,970	1,000,950	1,000,950	739,716	1,116,258	1,116,258
A9061.808	Eye Glasses	10,672	10,349	8,399	14,480	14,480	4,230	14,475	14,475
A9062.806	Dental Ins.	49,297	54,231	53,399	65,380	65,380	42,279	56,387	56,387
A9089.809	MTA Tax	8,289	9,153	8,722	13,537	13,537	7,095	14,471	14,471
TOTAL EMPLOYEE BENEFITS		1,644,123	1,685,167	1,832,052	1,967,201	1,967,201	1,531,912	2,094,207	2,094,207



	Actual 2020/2021	Actual 2021/2022	Actual 2022/2023	Adopted Budget 2023/2024	Budget as Amended 2023/2024	Actual Expended thru 3/08/2024	Department Requests 2024/2025	Tentative Budget 2024/2025	Adopted Budget 2024/2025
DEBT SERVICE									
A9710.600 Bond Principal	70,000	70,000	69,425	155,000	155,000	69,113	210,000	210,000	210,000
A9710.700 Bond Interest	14,350	12,031	145,989	74,000	74,000	139,050	95,000	95,000	95,000
A9730.600 B.A.N. Principal	0	0	0	10,000	10,000	50,000	0	0	0
A9730.700 B.A.N. Interest	11,867	5,412	500	6,000	6,000	500	0	0	0
A9785.600 Installment purchase Principal	86,136	58,454	59,937	0	0	0	0	0	0
A9785.700 Installment purchase Interest	9,301	6,586	5,103	0	0	0	0	0	0
TOTAL DEBT SERVICE	191,654	152,483	280,954	245,000	245,000	258,663	305,000	305,000	305,000
INTERFUND TRANSFERS									
A9901.904 Interfund Transfers Capital	135,000	0	0	0	0	0	0	0	0
A9961.900 Tax Stabilization	0	0	0	0	0	0	0	0	0
TOTAL INTERFUND TRANSFERS	135,000	0	0	0	0	0	0	0	0
CAPITAL FUND									
A9950.900 Capital Projects	693,696	1,104,784	1,080,000	350,000	350,000	350,000	350,000	350,000	350,000
TOTAL CAPITAL FUND	693,696	1,104,784	1,080,000	350,000	350,000	350,000	350,000	350,000	350,000
TOTAL INTERFUND TRANSFERS	828,696	1,104,784	1,080,000	350,000	350,000	350,000	350,000	350,000	350,000
TOTAL EXPENDITURES	5,814,652	6,762,652	6,661,683	7,642,484	7,483,341	5,278,797	7,896,284	7,896,284	7,896,284
TOTAL TRANSFERS	828,696	1,104,784	1,080,000	350,000	350,000	350,000	350,000	350,000	350,000
TOTAL GENERAL FUND	6,643,348	7,867,436	7,741,683	7,992,484	7,833,341	5,628,797	8,246,284	8,246,284	8,246,284

	Actual 2020/2021	Actual 2021/2022	Actual 2022/2023	Adopted Budget 2023/2024	Budget as Amended 2023/2024	Actual Expended thru 3/08/2024	Department Requests 2024/2025	Tentative Budget 2024/2025	Adopted Budget 2024/2025
WATER SUMMARY									
ADMINISTRATION	77	0	0	0	0	0	0	0	0
SOURCE OF WATER	2,764,414	2,273,627	1,150,591	1,121,400	1,121,400	915,368	1,400,000	1,400,000	1,400,000
TRANSMISSION & DISTRIBUTION	220,224	328,557	193,259	240,141	266,482	161,047	220,942	220,942	220,942
EMPLOYEE BENEFITS	31,250	74,487	48,470	67,510	67,510	5,522	70,809	70,809	70,809
INTERFUND TRANSFERS	0	0	380,000	100,000	100,000	0	100,000	100,000	100,000
TOTAL WATER FUND	3,015,965	2,676,671	1,772,319	1,529,051	1,555,392	1,081,937	1,791,751	1,791,751	1,791,751

2024/2025 WATER EXPENDITURE



	Actual 2020/2021	Actual 2021/2022	Actual 2022/2023	Adopted Budget 2023/2024	Budget as Amended 2023/2024	Actual Expended thru 3/08/2024	Department Requests 2024/2025	Tentative Budget 2024/2025	Adopted Budget 2024/2025
WATER FUND									
ADMINISTRATION									
W8310.100 Personnel Services	0	0	0	0	0	0	0	0	0
W8310.200 Equipment	0	0	0	0	0	0	0	0	0
W8310.400 Contractual Exp.	77	0	0	0	0	0	0	0	0
TOTAL WATER OPERATIONS	77	0	0	0	0	0	0	0	0
Contr. Exp. Detail									
.460 Other expenditures	77	0	0	0	0	0	0	0	0
Total	77	0	0	0	0	0	0	0	0

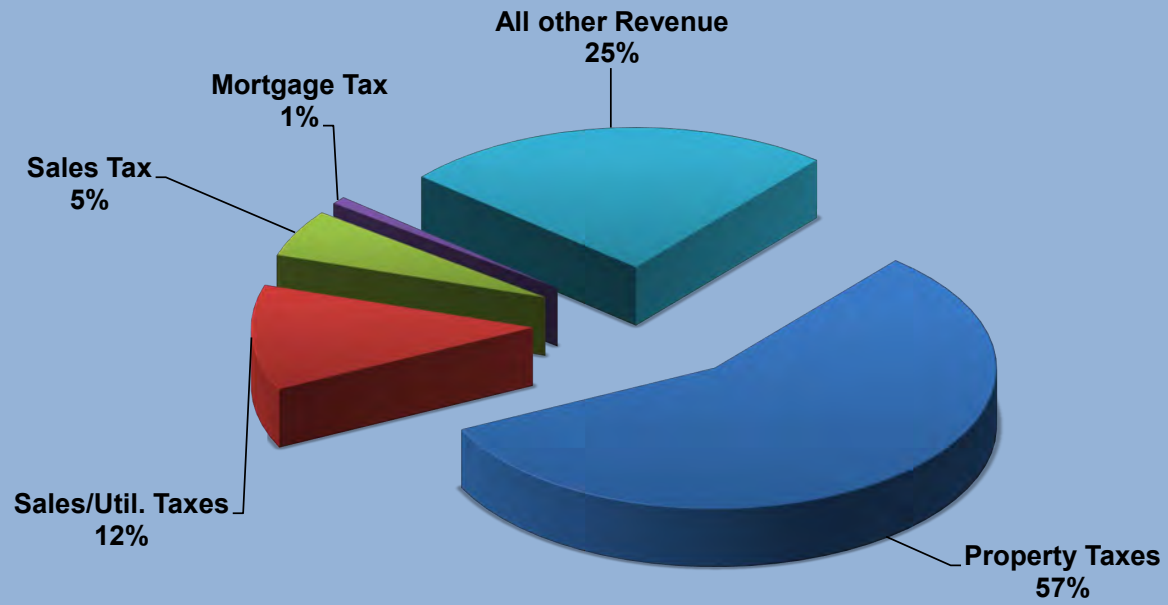
	Actual 2020/2021	Actual 2021/2022	Actual 2022/2023	Adopted Budget 2023/2024	Budget as Amended 2023/2024	Actual Expended thru 3/08/2024	Department Requests 2024/2025	Tentative Budget 2024/2025	Adopted Budget 2024/2025
WATER OPERATIONS (cont.)									
SOURCE OF WATER									
W8320.400 Contractual Exp.	2,764,414	2,273,627	1,150,591	1,121,400	1,121,400	915,368	1,400,000	1,400,000	1,400,000
TOTAL SOURCE OF WATER	2,764,414	2,273,627	1,150,591	1,121,400	1,121,400	915,368	1,400,000	1,400,000	1,400,000
Contr. Exp. Detail									
.460 Other expenditures	2,764,414	2,273,627	1,150,591	1,121,400	1,121,400	915,368	1,400,000	1,400,000	1,400,000
Total	2,764,414	2,273,627	1,150,591	1,121,400	1,121,400	915,368	1,400,000	1,400,000	1,400,000
TRANSMISSION & DISTRIBUTION									
W8340.100 Personnel Services	90,291	92,274	85,957	107,566	107,566	70,866	99,167	99,167	99,167
W8340.101 Overtime	1,749	7,447	2,824	3,600	3,600	2,541	3,600	3,600	3,600
W8340.104 Longevity	400	400	700	700	700	700	700	700	700
W8340.200 Equipment	0	0	1,444	7,500	33,513	1,444	7,500	7,500	7,500
W8340.400 Contractual Exp.	127,784	228,436	102,335	120,775	121,102	85,496	109,975	109,975	109,975
TOTAL WATER OPERATIONS	220,224	328,557	193,259	240,141	266,482	161,047	220,942	220,942	220,942
Contr. Exp. Detail									
.410 Insurance	2,000	0	0	0	0	0	0	0	0
.430 Uniforms	0	0	0	475	475	0	475	475	475
.440 Supplies	1,943	1,263	1,811	4,500	4,500	1,555	4,500	4,500	4,500
.460 Other expenditures	26,883	18,867	23,066	15,000	15,327	12,758	15,000	15,000	15,000
.480 Repairs	96,958	208,306	77,458	100,800	100,800	71,183	90,000	90,000	90,000
.490 Telephone	0	0	0	0	0	0	0	0	0
Total	127,784	228,436	102,335	120,775	121,102	85,496	109,975	109,975	109,975

	Actual 2020/2021	Actual 2021/2022	Actual 2022/2023	Adopted Budget 2023/2024	Budget as Amended 2023/2024	Actual Expended thru 3/08/2024	Department Requests 2024/2025	Tentative Budget 2024/2025	Adopted Budget 2024/2025
EMPLOYEE BENEFITS									
W9030.801 Employee Retirement	14,413	33,119	12,795	16,730	16,730	0	17,616	17,616	17,616
W9030.802 SS/Med	6,938	7,483	6,665	8,510	8,510	5,522	7,868	7,868	7,868
W9040.803 Workers Comp.	0	0		0	0	0	0	0	0
W9045.804 Life Insurance	0	0	0	130	130	0	640	640	640
W9050.805 Unemployment Ins.	0	0	0	0	0	0	0	0	0
W9060.807 Medical Ins.	9,899	33,885	29,010	36,480	36,480	0	38,875	38,875	38,875
W9061.808 Eye Glasses	0	0	0	900	900	0	900	900	900
W9062.806 Dental Ins.	0	0	0	4,200	4,200	0	4,393	4,393	4,393
W9089.809 MTA Tax	0	0	0	560	560	0	518	518	518
TOTAL EMPLOYEE BENEFITS	31,250	74,487	48,470	67,510	67,510	5,522	70,809	70,809	70,809
INTERFUND TRANSFERS									
OTHER FUNDS									
W9901.900 Transfer to other funds	0	0	380,000	100,000	100,000	0	100,000	100,000	100,000
TOTAL INTERFUND TRANSFERS	0	0	380,000	100,000	100,000	0	100,000	100,000	100,000
TOTAL WATER FUND	3,015,965	2,676,671	1,772,319	1,529,051	1,555,392	1,081,937	1,791,751	1,791,751	1,791,751

	Actual 2020/2021	Actual 2021/2022	Actual 2022/2023	Adopted Budget 2023/2024	Budget as Amended 2023/2024	Actual Expended thru 3/08/2024	Department Requests 2024/2025	Tentative Budget 2024/2025	Adopted Budget 2024/2025
DEBT SERVICE									
V9710.600 Debt Principal	191,654	152,483	280,954	245,000	245,000	258,663	210,000	210,000	210,000
V9710.700 Debt Interest	11,867	5,412	500	6,000	6,000	500	95,000	95,000	95,000
TOTAL DEBT SERVICE	203,521	157,895	281,454	251,000	251,000	259,163	305,000	305,000	305,000
TOTAL DEBT SERVICE FUND	203,521	157,895	281,454	251,000	251,000	259,163	305,000	305,000	305,000

THIS PAGE LEFT BLANK INTENTIONALLY

2024/2025 DISTRIBUTION OF REVENUES



		Actual	Actual	Actual	Adopted	Budget as	Actual	Department	Tentative	Adopted
REVENUES		2020/2021	2021/2022	2022/2023	Budget	Amended	Received	Requests	Budget	Budget
GENERAL FUND REVENUES		2020/2021	2021/2022	2022/2023	2023/2024	2023/2024	thru 3/08/2024	2024/2025	2024/2025	2024/2025
REAL PROPERTY TAXES										
A1001	Real Property Taxes	3,205,612	3,763,358	4,325,107	4,410,602	4,410,602	4,410,625	4,672,875	4,672,875	4,672,875
TOTAL REAL PROPERTY TAXES		3,205,612	3,763,358	4,325,107	4,410,602	4,410,602	4,410,625	4,672,875	4,672,875	4,672,875
OTHER TAX ITEMS										
A1081	In Lieu of Taxes	2,467,511	1,797,758	1,200,000	1,100,000	1,100,000	1,100,000	1,000,000	1,000,000	1,000,000
A1090	Interest and Penalty	31,949	2,857	13,098	10,000	10,000	26,970	12,000	12,000	12,000
TOTAL OTHER TAX ITEMS		2,499,460	1,800,615	1,213,098	1,110,000	1,110,000	1,126,970	1,012,000	1,012,000	1,012,000
NON PROPERTY TAX ITEMS										
A1120	Sales Tax Distribution	530,218	554,456	594,336	420,000	420,000	309,486	450,000	450,000	450,000
A1130	Util. Gross Rec. Tax	108,835	96,040	115,470	95,000	95,000	48,042	100,000	100,000	100,000
A1170	Franchise Fees	23,486	24,123	24,260	20,000	20,000	12,681	23,000	23,000	23,000
TOTAL NON PROPERTY TAX ITEMS		662,538	674,619	734,066	535,000	535,000	370,208	573,000	573,000	573,000
DEPARTMENTAL INCOME										
A1230	Clerk-Treasurer Fees	890	420	3,310	500	500	440	500	500	500
A1235	Tax Adv. Charges	0	0	0	0	0	0	0	0	0
A1255	Clerk fees	5,945	6,075	4,650	4,000	4,000	3,850	4,000	4,000	4,000
A1289	Engineering/Planning fees	0	0	0	0	0	0	0	0	0
A1299	Indian Point Agreement	276,020	0	200,000	300,000	300,000	314,000	400,000	400,000	400,000
A1520	Police Dept. Fees	165	280	305	300	300	345	300	300	300
A1540	Fire Insp. Fees	0	900	0	500	500	0	500	500	500
A1588	Traffic Control	34,950	18,920	0	0	0	0	0	0	0
A1710	Public Works Fees	0	0	0	0	0	0	0	0	0
A1750	Bus Operation	518	537	116	1,000	1,000	65	1,000	1,000	1,000
A2001	Recreation Fees-Day camp	65,123	122,665	115,508	155,000	155,000	25,042	120,000	120,000	120,000
A2002	Recreation Fees-After camp	0	4,405	6,700	11,000	11,000	7,100	7,000	7,000	7,000
A2025	Pool Fees	0	2,905	8,289	4,500	4,500	6,300	4,500	4,500	4,500
A2026	Senior Activities	0	0	100	0	0	1,778	0	0	0
A2089	Recreation Fees-other	2,025	4,025	4,071	18,000	18,000	17,609	18,000	18,000	18,000
A2110	ZBA Fees	1,500	500	0	2,000	2,000	1,200	2,000	2,000	2,000
A2115	Planning Board Fees	1,200	600	850	3,000	3,000	1,200	3,000	3,000	3,000

	Actual 2020/2021	Actual 2021/2022	Actual 2022/2023	Adopted Budget 2023/2024	Budget as Amended 2023/2024	Actual Received thru 3/08/2024	Department Requests 2024/2025	Tentative Budget 2024/2025	Adopted Budget 2024/2025
(con't)									
A2122 Sewer service charges	0	0	0	0	0	0	0	0	0
A2189 Sewer service charge flow	187,144	220,830	232,469	150,000	150,000	143,771	180,000	180,000	180,000
A2194 Inspection fees	0	0	0	0	0	0	0	0	0
TOTAL DEPARTMENTAL INCOME	575,480	383,062	576,368	649,800	649,800	522,699	740,800	740,800	740,800
INTERGOVERNMENTAL CHARGES									
A2260 Police Services	0	0	0	0	0	0	0	0	0
A2261 Police OT Reimbursement	0	0	0	0	0	0	0	0	0
A2374 Sewer services-other govts	11,366	9,403	25,507	20,000	20,000	880	20,000	20,000	20,000
TOTAL INTERGOVERNMENTAL CHARGES	11,366	9,403	25,507	20,000	20,000	880	20,000	20,000	20,000
USE OF MONEY AND PROPERTY									
A2401 Interest Earnings	18,697	10,701	169,805	25,000	25,000	221,173	70,000	70,000	70,000
A2501 License	0	0	0	0	0	0	0	0	0
TOTAL USE OF MONEY AND PROPERTY	18,697	10,701	169,805	25,000	25,000	221,173	70,000	70,000	70,000
LICENSES AND PERMITS									
A2544 Dog licenses	208	330	336	250	250	70	250	250	250
A2555 Building permits	38,750	118,372	79,617	30,000	30,000	43,550	60,000	60,000	60,000
A2590 Sale of Permits	1,500	17,794	3,010	3,000	3,000	3,656	3,000	3,000	3,000
TOTAL LICENSES AND PERMITS	40,458	136,496	82,963	33,250	33,250	47,276	63,250	63,250	63,250
FINES AND FORFEITURES									
A2610 Bails & Fines	8,229	58,207	101,267	25,000	25,000	34,938	50,000	50,000	50,000
A2620 Forfeiture of deposits	0	0	0	0	0	0	0	0	0
TOTAL FINES AND FORFEITURES	8,229	58,207	101,267	25,000	25,000	34,938	50,000	50,000	50,000

	Actual 2020/2021	Actual 2021/2022	Actual 2022/2023	Adopted Budget 2023/2024	Budget as Amended 2023/2024	Actual Received thru 3/08/2024	Department Requests 2024/2025	Tentative Budget 2024/2025	Adopted Budget 2024/2025
SALES AND OTHER COMP FOR LOSSES									
A2650	Sale of surplus Eq.	1,748	4,502	2,376	0	0	1,222	0	0
A2660	Sale of Real Property	0	0	0	0	0	19,400	0	0
A2665	Sale of Equipment	11,910	26,765	0	0	0	0	0	0
A2680	Insurance Recovery	5,959	61,705	1,847	10,000	10,000	5,727	10,000	10,000
A2690	Other Comp for Loss	0	0	0	0	0	0	0	0
TOTAL SALES AND OTHER COMP FOR LOSSES		19,617	92,972	4,223	10,000	10,000	26,349	10,000	10,000
MISCELLANEOUS									
A2701	Refund Prior Year Exp.	0	0	20,736	0	0	1,972	0	0
A2705	Gifts & Contribution	0	0	0	0	0	0	0	0
A2710	Premium on obligations	3,000	82,282	0	0	0	0	0	0
A2770	Other Income	18,150	57,698	24,710	12,000	12,000	61,331	15,000	15,000
TOTAL MISCELLANEOUS		21,150	139,980	45,446	12,000	12,000	63,303	15,000	15,000
STATE AID									
A3001	Revenue Sharing	17,867	17,867	17,867	0	0	38,434	17,000	17,000
A3005	Mortgage Tax	66,989	81,228	53,330	60,000	60,000	22,276	70,000	70,000
A3060	Records Management	0	0	0	0	0	0	0	0
A3088	Cessation grant	0	773,568	1,095,303	998,830	998,830	998,831	882,359	882,359
A3089	Other Govern. aid	0	298,129	0	0	0	0	0	0
A3389	Other Public Safety	0	0	6,000	0	0	0	0	0
A3501	Consolidated H'way	0	0	0	0	0	0	0	0
A3897	State Aid Cap.	0	0	202,994	0	0	0	0	0
TOTAL STATE AID		84,856	1,170,791	1,375,494	1,058,830	1,058,830	1,059,540	969,359	969,359

	Actual 2020/2021	Actual 2021/2022	Actual 2022/2023	Adopted Budget 2023/2024	Budget as Amended 2023/2024	Actual Received thru 3/08/2024	Department Requests 2024/2025	Tentative Budget 2024/2025	Adopted Budget 2024/2025
FEDERAL AID									
A4097 Federal - Aid Capital Projects	0	104,784							
A4789 Federal Disaster Aid	0	0	0	0	0	0	0	0	0
A4960 Federal Emerg Disaster Assist.	0	0	0	0	0	0	0	0	0
TOTAL FEDERAL AID	0	104,784	0	0	0	0	0	0	0
TRANSFERS IN									
A5031 Water Fund	0	0	11,903	100,000	100,000	0	50,000	50,000	50,000
A5710 Serial Bonds	0	86,700	0						
TOTAL TRANSFERS IN	0	86,700	11,903	100,000	100,000	0	50,000	50,000	50,000
TOTAL GENERAL REVENUES	7,147,463	8,431,688	8,665,246	7,989,482	7,989,482	7,883,962	8,246,284	8,246,284	8,246,284
APPROPRIATED FUND BALANCE	0	0	0	0	0	0	0	0	0
TOTAL GENERAL FUND REVENUES	7,147,463	8,431,688	8,665,246	7,989,482	7,989,482	7,883,962	8,246,284	8,246,284	8,246,284

	Actual 2020/2021	Actual 2021/2022	Actual 2022/2023	Adopted Budget 2023/2024	Budget as Amended 2023/2024	Actual Received thru 3/08/2024	Department Requests 2024/2025	Tentative Budget 2024/2025	Adopted Budget 2024/2025	
WATER FUND REVENUES AND OTHER SOURCES										
DEPARTMENTAL INCOME										
W2140	Metered water sales	3,277,108	2,571,359	2,458,269	1,504,051	1,504,051	2,589,455	1,738,751	1,738,751	1,738,751
W2144	Water sales	3,800	2,200	1,500	3,000	3,000	750	3,000	3,000	3,000
W2148	Interest/Pen.	16,501	84,321	29,434	20,000	20,000	18,810	25,000	25,000	25,000
TOTAL DEPARTMENTAL INCOME		3,297,409	2,657,880	2,489,204	1,527,051	1,527,051	2,609,015	1,766,751	1,766,751	1,766,751
USE OF MONEY AND PROPERTY										
W2401	Interest Earnings	174	60	34,811	2,000	2,000	74,097	25,000	25,000	25,000
TOTAL USE OF MONEY AND PROPERTY		174	60	34,811	2,000	2,000	74,097	25,000	25,000	25,000
MISCELLANEOUS										
W2770	Other Income	2,693	2,202	13,526	0	0	13,452	0	0	0
TOTAL MISCELLANEOUS		2,693	2,202	13,526	0	0	13,452	0	0	0
TOTAL WATER REVENUES		3,300,276	2,660,142	2,537,540	1,529,051	1,529,051	2,696,564	1,791,751	1,791,751	1,791,751
APPROPRIATED FUND BALANCE		0	0	0	0	0	0	0	0	0
TOTAL WATER FUND REVENUES		3,300,276	2,660,142	2,537,540	1,529,051	1,529,051	2,696,564	1,791,751	1,791,751	1,791,751

	Actual	Actual	Actual	Adopted	Budget as	Actual	Department	Tentative	Adopted
	2020/2021	2021/2022	2022/2023	Budget	Amended	Received	Requests	Budget	Budget
				2023/2024	2023/2024	thru 3/08/2024	2024/2025	2024/2025	2024/2025
DEBT SERVICE FUND REVENUE AND OTHER SOURCES									
V2401	Interest	0	0	0	0	0	0	0	0
V2710	Premium on Obligations	0	0	0	0	0	0	0	0
V5031	Gen. Fund Transfer	203,521	157,895	281,454	251,000	251,000	305,000	305,000	305,000
V5999	Approp. Fund Balance	0	0	0	0	0	0	0	0
TOTAL DEBT SERVICE FUND REVENUE AND OTHER SOURCES									
		203,521	157,895	281,454	251,000	251,000	305,000	305,000	305,000

2023-2024 SALARY SCHEDULE

Department/Line Item	Positions	Compensation	Line Item Total	Annual Appropriation
BOARD OF TRUSTEES				
A1010.100				
Trustees	4	\$6,000	\$24,000	\$24,000
Part time			\$0	\$0
TOTAL A1010.1			\$24,000	\$24,000

JUSTICE COURT				
A1110.100			\$18,925	
Village Justice	1	\$12,450		\$12,450
Acting Justice	1	\$6,475		\$6,475
A1110.100			\$18,500	
Court Clerk	1	\$18,500		\$18,500
A1110.100			\$0	
Clerical as needed				\$0
A1110.101			\$0	
Overtime		\$0		\$0
A1110.104			\$0	
Longevity		\$0		\$0
TOTAL A1110.1			\$37,425	\$37,425

MAYOR				
A1210.100			\$7,500	
Mayor	1	\$7,500		\$7,500
TOTAL A1210.1		\$7,500	\$7,500	\$7,500

ADMINISTRATOR				
A1230.101			\$116,000	
Administrator	1	\$116,000		\$116,000
Medical Buy out		\$0		\$0
A1230.104			\$0	
Longevity		\$0		\$0
TOTAL A1230.1			\$116,000	\$116,000

2023-2024 SALARY SCHEDULE

Department/Line Item	Positions	Compensation	Line Item Total	Annual Appropriation
TREASURER				
A1325.100			\$223,918	
Village Treasurer	1	\$98,000		\$98,000
Deputy Treasurer	1	\$85,000		\$85,000
Office Assistant	60%	\$40,918		\$40,918
A1325.102			\$15,000	
Part time		\$15,000		\$15,000
Overtime				
A1325.104			\$2,000	
Longevity		\$2,000		\$2,000
TOTAL A1325.1			\$240,918	\$240,918

CLERK				
A1410.100			\$28,804	
Village Clerk	1	\$22,000		\$22,000
Deputy Village Clerk		\$6,804		\$6,804
TOTAL A1410.1			\$28,804	\$28,804

LEGAL				
A1420.100			\$95,000	
Village Attorney	1	\$95,000		\$95,000
Prosecutor	1	\$0		\$0
TOTAL A1420.1			\$95,000	\$95,000

ELECTIONS				
A1450.102				
Inspectors & Poll Clerks			\$1,500	\$1,500
TOTAL A1450.1			\$1,500	\$1,500

RECORDS MANAGEMENT				
A1460.102			\$0	
Clerical as needed				\$0
TOTAL A1460.1			\$0	\$0

2023-2024 SALARY SCHEDULE

Department/Line Item	Positions	Compensation	Line Item Total	Annual Appropriation
PUBLIC BUILDINGS				
A1620.102				
Part-time	1	\$30,000	\$30,000	\$30,000
A1620.101				
Overtime		\$3,000	\$3,000	\$3,000
TOTAL A1620.1			\$33,000	\$33,000
CENTRAL GARAGE				
A1640.100				
Mechanic	1	\$70,000	\$70,000	\$70,000
A1640.101				
Overtime		\$0	\$0	\$0
A1640.104				
Longevity		\$0	\$0	\$0
TOTAL A1640.1			\$70,000	\$70,000
TOTAL GENERAL GOVERNMENT SUPPORT				\$654,147

2023-2024 SALARY SCHEDULE

Department/Line Item	Positions	Compensation	Line Item Total	Annual Appropriation
POLICE DEPARTMENT				
A3120.100			\$826,013	
Chief	1.00	\$161,841		\$161,841
Sergeant	1.00	\$139,603		\$139,603
Detective	1.00	\$134,071		\$134,071
Patrolman 4th year	3.00	\$130,166		\$390,498
Patrolman 3rd year	0.00	\$0		\$0
Patrolman 1st year	0.00	\$0		\$0
A3120.101			\$107,000	
Overtime		\$107,000		\$107,000
A3120.104			\$5,650	
Longevity		\$5,650		\$5,650
A3120.105			\$47,655	
Holiday pay		\$47,655		\$47,655
A3120.107			\$6,250	
Shift Diff.		\$6,250		\$6,250
TOTAL A3120.1			\$992,568	\$992,568
SAFETY INSPECTION				
A3620.100			\$196,558	
Building Insp & Asst. Insp.	1FT/1PT	\$169,280		\$169,280
Office Assistant	40%	\$27,278		\$27,278
A3620.102			\$14,000	
Part Time		\$14,000		\$14,000
A3620.103			\$0	
Longevity		\$0		\$0
TOTAL A3620.1			\$210,558	\$210,558
TOTAL PUBLIC SAFETY				\$1,203,126

2023-2024 SALARY SCHEDULE

Department/Line Item	Positions	Compensation	Line Item Total	Annual Appropriation
STREET ADMINISTRATION				
A5010.100			\$122,506	
MEO	1	\$122,506		\$122,506
Office Assistant	0	\$0		\$0
A5010.102			\$0	
Overtime		\$0		\$0
A5010.104			\$1,300	
Longevity		\$1,300		\$1,300
TOTAL A5010.1			\$123,806	\$123,806
STREET MAINTENANCE				
A5110.100			\$154,093	
Motor Equip. Operator	40%	\$44,074		\$44,074
Motor Equip. Operator	10%	\$11,019		\$11,019
Laborer		\$67,500		\$67,500
Laborer	60%	\$31,500		\$31,500
A5110.101			\$3,000	
Overtime		\$3,000		\$3,000
A5110.102			\$16,000	
Part-time		\$16,000		\$16,000
A5110.103			\$25,000	
Summer Laborer		\$25,000		\$25,000
A5110.104			\$500	
Longevity		\$500		\$500
TOTAL A5110.1			\$198,593	\$198,593
SNOW REMOVAL				
A5142.103			\$40,000	
Overtime		\$40,000		\$40,000
TOTAL A5142.1			\$40,000	\$40,000

2023-2024 SALARY SCHEDULE

Department/Line Item	Positions	Compensation	Line Item Total	Annual Appropriation
STREET LIGHTING				
A5182.101			\$0	
Electrical Foreman		\$0		\$0
A5182.103			\$0	
Overtime		\$0		\$0
A5182.104			\$0	
Longevity		\$0		\$0
TOTAL A5182.1			\$0	\$0
TOTAL TRANSPORTATION				\$362,399
PARKS MAINTENANCE				
A7110.100			\$66,111	
MEO	60%	\$66,111		\$66,111
A7110.101			\$1,000	
Overtime		\$1,000		\$1,000
A7110.102			\$0	
Summer Laborers (Part Time)		\$0		\$0
A7110.104			\$0	
Longevity		\$0		\$0
TOTAL A7110.1			\$67,111	\$67,111
RECREATION				
A7140.100			\$25,000	
Supt. of Recreation, P/T	1	\$25,000		\$25,000
TOTAL A7140.1			\$25,000	\$25,000
SWIMMING POOLS				
A7180.100			\$60,000	
Director/Guards, etc.		\$60,000		\$60,000
TOTAL A7180.1			\$60,000	\$60,000

2023-2024 SALARY SCHEDULE

Department/Line Item	Positions	Compensation	Line Item Total	Annual Appropriation
ADULT RECREATION				
A7620.100			\$15,000	
Coordinator		\$15,000		\$15,000
TOTAL A7620.1			\$15,000	\$15,000

SUMMER CAMP				
A7989.100			\$100,000	
Director/Counselors		\$100,000		\$100,000
TOTAL A7989.1			\$100,000	\$100,000

TOTAL PARKS AND RECREATION				\$267,111
-----------------------------------	--	--	--	------------------

ZONING BOARD				
A8010.100			\$10,200	
Board Members	5	\$10,200		\$10,200
A8010.102			\$1,500	
Clerical/Minutes	1	\$1,500		\$1,500
TOTAL A8010.1			\$11,700	\$11,700

PLANNING BOARD				
A8020.100			\$11,200	
Board Members	5	\$11,200		\$11,200
A8020.102			\$2,000	
Clerical/Minutes	1	\$2,000		\$2,000
TOTAL A8020.1			\$13,200	\$13,200

WASTEWATER COLLECTING SYSTEM				
A8120.100			\$27,546	
Motor Equip. Operator	25%	\$27,546		\$27,546
A8120.101				
Overtime		0	\$0	\$0
TOTAL A8120.1			\$27,546	\$27,546

2023-2024 SALARY SCHEDULE

Department/Line Item	Positions	Compensation	Line Item Total	Annual Appropriation
WASTEWATER TREATMENT AND DISPOSAL				
A8130.100			\$103,639	
Motor Equip. Operator	75%	\$82,639		\$82,639
Laborer	40%	\$21,000		\$21,000
A8130.101			\$55,000	
Overtime		55,000		\$55,000
A8130.103			\$6,000	
Summer help		6,000		\$6,000
A8130.104			\$1,300	
Longevity		1,300		\$1,300
TOTAL A8130.1			\$165,939	\$165,939

SANITATION				
A8160.100			\$222,685	
Motor Equip. Operator	1	\$110,185		\$110,185
Laborer	1	\$52,500		\$52,500
Laborer	1	\$60,000		\$60,000
A8160.101			\$2,000	
Overtime		\$2,000		\$2,000
A8160.104			\$1,300	
Longevity		\$1,300		\$1,300
TOTAL A8160.1			\$225,985	\$225,985

STREET CLEANING				
A8170.100			\$0	
MEO	0	\$0		\$0
A8170.101			\$0	
Overtime		\$0		\$0
A8170.104			\$0	
Longevity		\$0		\$0
TOTAL A8170.1			\$0	\$0

2023-2024 SALARY SCHEDULE

Department/Line Item	Positions	Compensation	Line Item Total	Annual Appropriation
SHADE TREES				
A8560.103			\$0	
Overtime		\$0		\$0
TOTAL A8560.1			\$0	\$0
TOTAL HOME AND COMMUNITY SERVICES				\$444,370
TOTAL PERSONNEL SERVICES - GENERAL FUND				\$2,931,152

2023-2024 SALARY SCHEDULE

Department/Line Item	Positions	Compensation	Line Item Total	Annual Appropriation
WATER FUND				
Water Administration 8310				
W8310.100			\$0	\$0
Staff	1	\$0		
TOTAL W8310.1			\$0	\$0
Water Transmission & Distribution				
W8340.100			\$99,167	\$99,167
MEO	1	\$99,167		
W8340.103			\$3,600	\$3,600
Overtime		\$3,600		
W8340.104			\$700	\$700
Longevity		\$700		
TOTAL W8340.1			\$103,467	\$103,467
TOTAL PERSONNEL SERVICES - WATER FUND				\$103,467