

VILLAGE OF BUCHANAN  
236 TATE AVE., BUCHANAN, NY 10511  
737-1033

APPLICATION TO BOARD OF APPEALS

I. IDENTIFICATION OF APPLICANT

APPLICANT NAME DANIEL R. SPATTA PHONE 914-469-8562  
ADDRESS 166 SEWARD STREET

II. IDENTIFICATION OF PROPERTY

TAX MAP SECTION 43.19 BLOCK 4 LOT(S) 42  
LOCATION OF AFFECTED PREMISES (ADDRESS) 166 SEWARD STREET  
BUCHANAN, N.Y. 10511

ZONING DISTRICT \_\_\_\_\_ AREA \_\_\_\_\_ SQ/FT

III. DESCRIPTION OF PROPOSED ACTIVITY/OCCUPANCY

RESIDENTIAL  COMMERCIAL  OTHER

IV. TO THE ZONING BOARD OF APPEALS:

APPEAL IS HEREBY TAKEN AND APPLICATION IS MADE FOR:

- VARIANCE FROM THE REQUIREMENT OF SECTION \_\_\_\_\_  
 SPECIAL PERMIT PER THE REQUIREMENTS OF SECTION \_\_\_\_\_  
 REVIEW OF AN ADMINISTRATIVE DECISION OR ORDER OF THE  
BUILDING INSPECTOR (ATTACHED, IF APPLICABLE).  
 AN ORDER TO ISSUE A CERTIFICATE OF OCCUPANCY.  
 AN ORDER TO ISSUE A BUILDING PERMIT.  
 AN INTERPRETATION OF THE ZONING LOCAL LAW OR ZONING MAP.  
 CERTIFICATION OF AN EXISTING NON-CONFORMING LOT, BUILDING OR USE.  
 OTHER (EXPLAIN): \_\_\_\_\_

V. ADDITIONAL INFORMATION

HAVE PREVIOUS APPLICATIONS TO THE ZONING BOARD OR PLANNING BOARD BEEN  
FILED IN REGARD TO THESE PREMISES?  YES  NO

HAS VIOLATION BEEN SERVED RELATIVE TO THIS MATTER?  YES  NO

VI. ATTACHED HERETO AND MADE A PART OF THIS APPLICATION, I SUBMIT TEN  
(10) COPIES OF THE FOLLOWING:

- FLOOR PLANS WITH ALL NECESSARY MEASUREMENTS.  
 PROPERTY SURVEY AND/OR A SITE DEVELOPMENT PLAN.  
 SIGNED CONSENT BY THE OWNER IF APPLICANT IS NOT OWNER.  
 OTHER (EXPLAIN): \_\_\_\_\_

VII. APPROVED FOR SUBMISSION

SIGNATURE OF APPLICANT Daniel R. Spatta DATE 9-1-2024

VIII. RECEIPT

DATE RECEIVED BY CLERK \_\_\_\_\_ FEE RECEIVED \$ \_\_\_\_\_  
RECEIPT No. \_\_\_\_\_

VWDUBS1@AOL.com

**AFFIDAVIT OF APPLICANT**

STATE OF NEW YORK )  
COUNTY OF WESTCHESTER ) SS:  
VILLAGE OF BUCHANAN )

I HEREBY DEPOSE AND SAY THAT ALL THE ABOVE STATEMENTS AND THE STATEMENTS CONTAINED IN THE PAPERS SUBMITTED HERewith ARE TRUE.

APPLICANT: DANIEL R. SPATTA *Dud M*  
MAIL ADDRESS: 166 SEWARD STREET  
BUCHANAN, N.Y. 10511

SWORN TO BEFORE ME THIS  
23 DAY OF SEPT. 2024  
*Virginia J. Spatta*  
NOTARY PUBLIC  
COUNTY OF WESTCHESTER

VIRGINIA J SPATTA  
NOTARY PUBLIC-STATE OF NEW YORK  
No. 01SP4953777  
Qualified in Westchester County  
My Commission Expires 07-24-2025

**AFFIDAVIT OF OWNERSHIP**

STATE OF NEW YORK )  
COUNTY OF WESTCHESTER ) SS:  
VILLAGE OF BUCHANAN )

DANIEL R. SPATTA BEING DULY SWORN, DEPOSES AND SAYS THAT HE(SHE) RESIDES AT 166 SEWARD STREET IN BUCHANAN, IN THE COUNTY OF WESTCHESTER, IN THE STATE OF N.Y. THAT HE(SHE) IS THER OWNER IN FEE OF ALL THAT CERTAIN LOT, PIECE OR PARCEL OF LAND SITUATED, LYING AND BEING IN THE VILLAGE OF BUCHANAN AFORESAID AND DESIGNATED AS LOT No. 42 IN SECTION No. 43.19 OF THE BUCHANAN TAX MAP AND THAT HE(SHE) HEREBY AUTHORIZES IN HIS(HER) BEHALF AND THAT THE STATEMENTS OF FACT CONTAINED IN SAID APPLICATION ARE TRUE.

OWNER: DANIEL R. SPATTA *Dud M*  
MAIL ADDRESS: 166 SEWARD STREET  
BUCHANAN, N.Y. 10511

SWORN TO BEFORE ME THIS  
23 DAY OF SEPT. 2024  
*Virginia J. Spatta*  
NOTARY PUBLIC  
COUNTY OF WESTCHESTER

VIRGINIA J SPATTA  
NOTARY PUBLIC-STATE OF NEW YORK  
No. 01SP4953777  
Qualified in Westchester County  
My Commission Expires 07-24-2025

**NOTICE**

TEN (10) COPIES OF THIS APPLICATION AND ANY ATTACHMENTS SHALL BE SUBMITTED TO THE CLERKS OFFICE BEFORE THIS MATTER WILL BE PLACED ON THE ZONING BOARD AGENDA.

OFFICE USE ONLY

CAL NO. \_\_\_\_\_

LOT 10

LOT 11

125.00

S 75°39' W

S 14°21' E

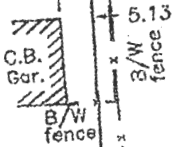
N 14°21' W

Area = 28,200 sq. ft.

LOT 9

LOT 11

LOT 13

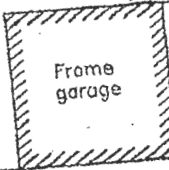
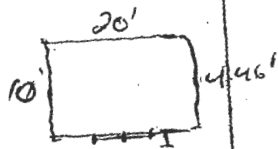



150.00

P/W fence


62.00  
S 14°21' E

N 75°39' E



4.46

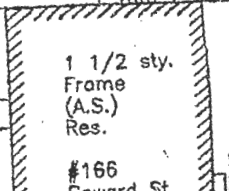
3.84



wood stockade fence on line

21.39

10.97



21.13

11.22

29.36

29.14

over head wires

150.00

63.00

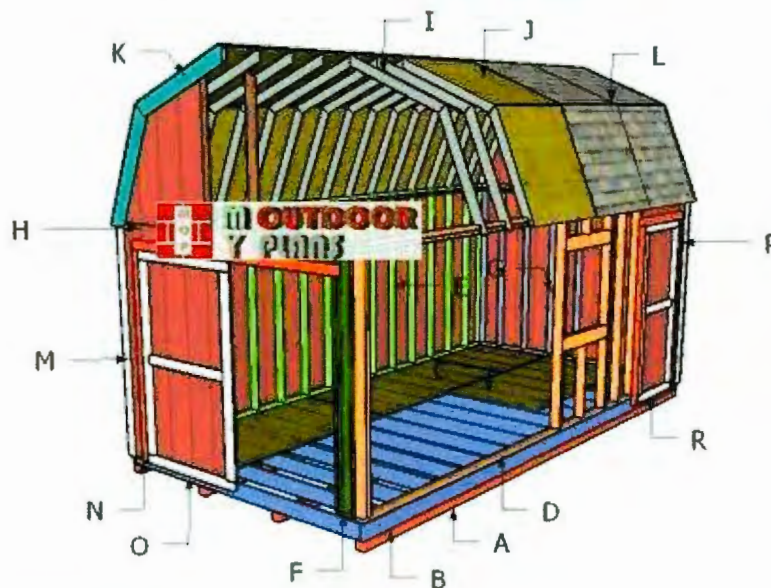
N 75°39' E

TO: John Kisslinger, Donna Kisslinger

This step by step diy project is about **10x20 gambrel shed plans**. This shed provides a lot of storage space for your tools and other small items. The barn shed features double front doors on the front and a side door on the side. In addition, the shed comes with a large window, so you have plenty of light inside. Take a look over the rest of my [woodworking plans](#), if you want to get more building inspiration. Remember that you need to select the location for the shed with attention and that you have to comply with a the local building regulations.

When buying the lumber, you should select the planks with great care, making sure they are straight and without any visible flaws (cracks, knots, twists, decay). Investing in cedar or other weather resistant lumber is a good idea, as it will pay off on the long run. Use a spirit level to plumb and align the components, before inserting the galvanized screws, otherwise the project won't have a symmetrical look. If you have all the materials and tools required for the project, you could get the job done in about a day.

## 10x20 Gambrel Shed Plans



[MyOutdoorPlans.com](http://MyOutdoorPlans.com)

Building-a-10x20-gambrel-shed

## Cut List

- **A** - 4 pieces of 4x4 lumber - 240" long **SKIDS**
- **B** - 2 pieces of 2x6 lumber - 240" long, 16 pieces - 117" long **FLOOR FRAME**
- **C** - 4 pieces of 3/4" plywood - 48"x96" long, 2 pieces - 48"x48" long, 2 pieces - 24"x96" long, 1 piece - 24"x48" long **FLOOR**
- **D** - 1 pieces of 2x4 lumber - 192" long, 1 piece - 12" long, 1 piece - 240" long, 1 piece - 233" long, 16 pieces - 86 1/2" long, 3 pieces - 32" long, 3 pieces - 7 1/2" long, 2 pieces - 36" long, 2 pieces - 78 1/2" long, 4 pieces - 2 1/2" long, 6 pieces of 2x6 lumber - 39" long **SIDE WALL WITH DOOR**
- **E** - 2 pieces of 2x4 lumber - 240" long, 1 piece - 233" long, 18 pieces - 86 1/2" long **SIDE WALL**
- **F** - 2 pieces of 2x4 lumber - 8 1/2" long, 1 piece - 113" long, 1 piece - 120" long, 4 pieces - 86 1/2" long, 2 pieces - 78 1/2" long, 8 pieces - 2 1/2" long, 2 pieces of 2x6 lumber - 99" **FRONT WALL**
- **G** - 2 pieces of 2x4 lumber - 113" long, 1 piece - 120" long, 9 pieces - 86 1/2" long **BACK WALL**
- **H** - 10 pieces of T1-11 siding - 48"x94" long, 4 pieces - 48"x92 1/2" long, 1 piece - 9 1/2"x24" long **SIDING**
- **H** - 4 pieces of T1-11 siding - 48"x56 1/4" long, 2 pieces - 24"x61 1/4" long **SIDING**
- **I** - 4 pieces of 2x4 lumber - 48" long **16xTRUSS**
- **I** - 4 pieces of 2x4 lumber - 51 3/4" long **SUPPORTS**
- **J** - 8 pieces of 3/4" plywood - 48"x96" long, 4 pieces - 48"x48" long **ROOF**
- **K** - 8 pieces of 2x6 lumber - 48 1/2" long **TRIMS**
- **L** - 350 sq ft of tar paper, 350 sq ft of asphalt shingles **ROOFING**
- **N** - 2 pieces of 2x4 lumber - 83" long, 1 piece - 103" long **JAMBS**
- **O** - 2 pieces of 2x4 lumber - 48" long, 2 pieces - 76" long, 1 piece - 41" long, 1 piece T1-11 siding - 48"x83" long **2xDOOR**
- **P** - 2 pieces of 2x4 lumber - 83" long, 1 piece - 43" long **JAMBS**
- **R** - 2 pieces of 2x4 lumber - 36" long, 1 piece - 29" long, 2 pieces - 76" long, 1 piece of T1-11 siding - 36"x83" long **DOOR**
- **R** - 8 pieces of 1x4 lumber - 91" long, 2 pieces - 36" long, 2 pieces - 43" long **TRIMS**

## Shopping List

- 4 pieces of 4x4 lumber - 20'
- 2 pieces of 2x6 lumber - 20'
- 24 pieces of 2x6 lumber - 10'
- 16 pieces of 3/4" plywood - 4'x8'
- 1 piece of 3/4" plywood - 4'x4'
- 21 pieces of 5/8" T1-11 siding - 4'x8'
- 1 piece of 1/2" plywood - 4'x8'
- 6 pieces of 2x4 lumber - 20'
- 6 pieces of 2x4 lumber - 12'
- 105 pieces of 2x4 lumber - 8'
- 10 pieces of 1x4 lumber - 8'
- 350 sq ft of tar paper ([tar paper](#)), 350 sq ft of asphalt shingles
- 2 kits of shed [door hinges](#)
- 200 pieces of [2" nails](#)



MyOutdoorPlans.com

10x20 Gambrel Shed Plans

Last but not least, take care of the finishing touches. Fill the holes with wood putty and smooth the surface with 120-220 grit sandpaper. Apply a few coats with paint or stain to enhance the look of the shed and to protect the components from decay. See all my Premium Plans [HERE](#).

